

Production of Migration-Related Statistics

Turkey Experience

Demographic Statistics Department
Population and Migration Statistics Group
02 May, 2018

Outline

- 
- Migration History of Turkey
 - Data Sources
 - Foreign Population in ABPRS
 - Main Figures
 - Challenges of the Administrative Sources
 - Exception to Syrians
 - Conclusion and Future Plan

Migration History of Turkey

1960- 1973 → Emigration (Labour Migration)

Starting with the Federal Republic of Germany, bilateral agreements with Austria, Belgium, Netherlands, France, Sweden

1974 → Family Reunification

Host countries' policies (e.g. child allowance policy)

1980 → Return to Country

1985 → Immigration Country

Emigration Country



Immigration Country

regular migration

return migration

irregular migration

transit migration

illegal migration

Data Sources

Population
Censuses

Administrative
registers

Surveys

Data Sources -Population Censuses-

Population Censuses

- ❑ 14 traditional population censuses
 - First census in 1927
 - Last traditional census in 2000
- ❑ After establishment of Adress Based Population Registration System (ABPRS), first census with combined method in 2011
 - 20%: Address Based Population Registration System
 - 80%: Sample survey



Data Sources

Traditional Census versus combined one

	2000 Population Census	2011 Population and Housing Census
Method	Traditional	Combined model by using population registers and conducting a big sample survey
Definition for residency rule	De-facto	De-jure
Duration of field application	One day application with a national curfew	October-November 2011
Questionnaire	Standard	Household + Institutional Places
Collection method	PAPI	PAPI and CAPI
Data entry	ICR	Online data transfer for CAPI, Web-based program for PAPI
# of staff	1 million	4 500
Sample size	Full enumeration	12,7% of the households and complete enumeration in institutional places . Totally 8,5 million individuals.

Data Sources

Surveys

- No migration-specific survey
- No ad-hoc module in regular household surveys



Data Sources

Administrative registers

Currently used:

- Address Based Population Registration System (ABPRS)-(2007)
 - population size by administrative divisions,
 - basic characteristics of population such as age, sex, educational attainment and marital status,
- Residence-work permits and other registers related to foreigners
- Since;
 - 2007 annual population statistics
 - 2012 country of citizenship breakdown
 - 2014 country of birth breakdown
- Studies are on going in order to integrate other available registers -

Foreign Population in ABPRS

In ABPRS, foreign population is calculated according to international de-jure concept by considering data derived from administrative registers on;

- Foreigners who are holding 3 months or longer valid residence permit/work permit at the reference day or
- Refugees, asylum seekers and individuals under secondary protection who are all holding valid documents equivalent to the work/residence permits at the reference day



**LAW
ON FOREIGNERS AND
INTERNATIONAL PROTECTION**



Foreign Population in ABPRS

Population group	Explanation	Covered in ABPRS?
Foreigners holding residence permit valid shorter than 3 months	Individuals present in Turkey for a short period of time with the aim of tourism, courses, scientific researchs, etc.	No
Individual under temporary protection	With the temporary protection identification document, individuals grant the right to stay in Turkey. However the document <u>is not equivalent to a residence permit or documents</u> , which substitute residence permits. Additionally, the document does not grant the right for transition to long term residence permit, its duration is not be taken into consideration when calculating the total term of residence permit durations and not entitle its holder to apply for Turkish citizenship	No
Refugees	The identity document is issued to persons granted refugee status, with <u>three years validity and substitutes residence permits</u> .	Yes
Conditional refugees and individuals under subsidiary protection	The identity document is issued to the conditional refugees and individuals under subsidiary protection, with <u>one year validity and substitutes residence permits</u> .	Yes

Migration-related Variables

	Traditional censuses (1927-2000)	2011 Population and Housing Census	Address Based Population Registration System (Since 2007)
Definition of population	De-facto	De-jure	De-jure
Country of birth	✓	✓	✓ -Since 2014-
Country of citizenship	✓	X -Not representative-	✓ -Since 2012-
Ever resided abroad	X	✓	X
Country of residence 1 year prior to the reference date	X	✓	X
Country of residence 5 years prior to the reference date	✓	X	X
Migration outflow	X	X	X -Studies are on going-
Stock of nationals abroad	X	X	X

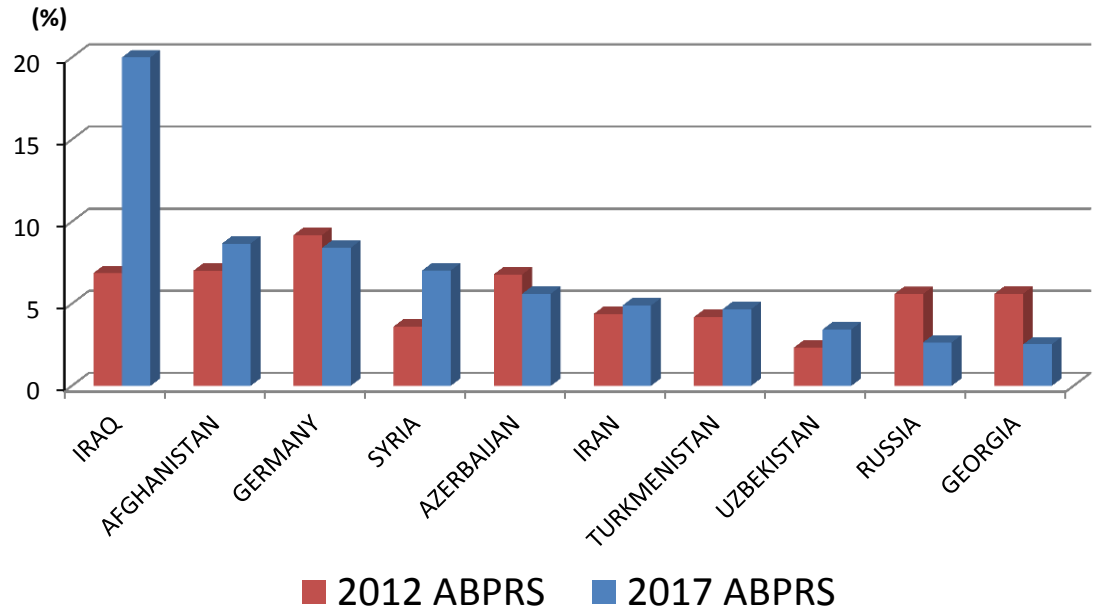
Main Figures -ABPRS-

Year	Total Population	Foreign Population	Percentage (%)
2007	70 586 256	98 064	0,14
2008	71 517 100	104 441	0,15
2009	72 561 312	167 344	0,23
2010	73 722 988	190 531	0,26
2011	74 724 269	242 128	0,32
2012	75 627 384	278 664	0,37
2013	76 667 864	456 506	0,60
2014	77 695 904	518 279	0,67
2015	78 741 053	650 308	0,83
2016	79 814 871	816 410	1,02
2017	80 810 525	919 061	1,14

Main Figures -ABPRS-

Country of citizenship	2012	2017
TOTAL FOREIGN POPULATION	278 664	919 061
IRAQ	19 124	201 082
AFGHANISTAN	19 539	79 640
GERMANY	25 589	77 224
SYRIA	10 067	64 586
AZERBAIJAN	18 917	51 564
IRAN	12 211	44 943
TURKMENISTAN	11 668	42 841
UZBEKISTAN	6 517	31 593
RUSSIA	15 582	24 254
GEORGIA	15 653	23 246
OTHER	123 797	278 088

The first 10 nationalities with the highest proportion of foreign population in Turkey, 2017



Challenges of administrative sources

Challenges of foreigner data sources on foreigners :

Turkey faces similar problems with many other countries:

Some foreigners;

- Have valid residence or work permits but not registered in the ABPRS
 - In order to eliminate this issue, ABPRS is updated by using residence permit and work permit registers.
- Leave the country despite having valid residence permits.
- Continue residing in the country (illegally) although the permit is expired.



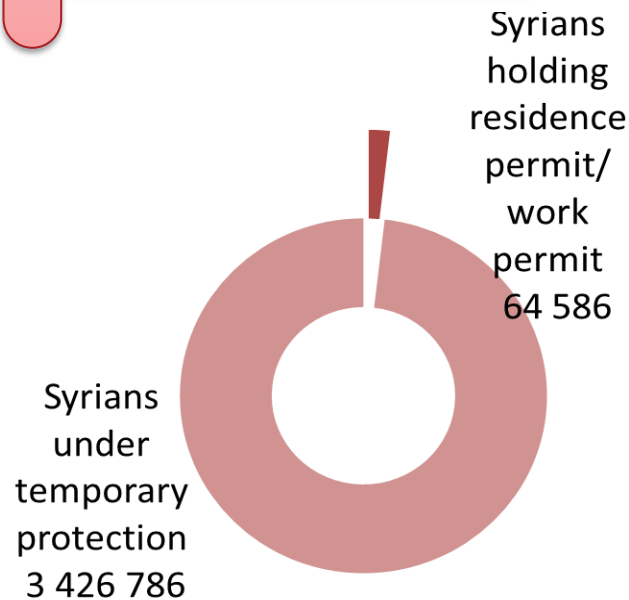
Exception to Syrians

- ❑ Syrians are residing in Turkey by two ways:
 - By holding residence permit/work permit and
 - By obtaining temporary protection.

Population	80 810 525	
Foreigners	919 061	1,14 % of the total population
Syrians	64 586	1,9% of the total Syrians

According to DGMM:
3 426 786 Syrians under temporary protection by the end of 2017

- Syrians under temporary protection are not covered in ABPRS
- Thus, the group is not covered in the frame of household surveys.



Conclusion and Future Plan

- ❑ In order to improve annual population and international migration statistics, a protocol was signed between Directorate General of Migration Management (DGMM) and TurkStat on use of administrative registers of and signed in 2017
- ❑ With this protocol, only residence permit data will be transmitted to TurkStat via web services regularly
- ❑ Currently, technical studies on data transmission are on going between the IT departments of the related institutes.



Conclusion and Future Plan

- ❑ In order to produce flow statistics, studies are just resulted.
- ❑ Inflow and outflow data were obtained by linking annual population registers. By using the residual method, annual flows were obtained and analyzed by using other administrative registers.
- ❑ It is planned to produce 2016-2017 period immigration and emigration flows by country of citizenship in a very short time.
- ❑ Studies on production of statistics on acquisition/loss of citizenship are going on

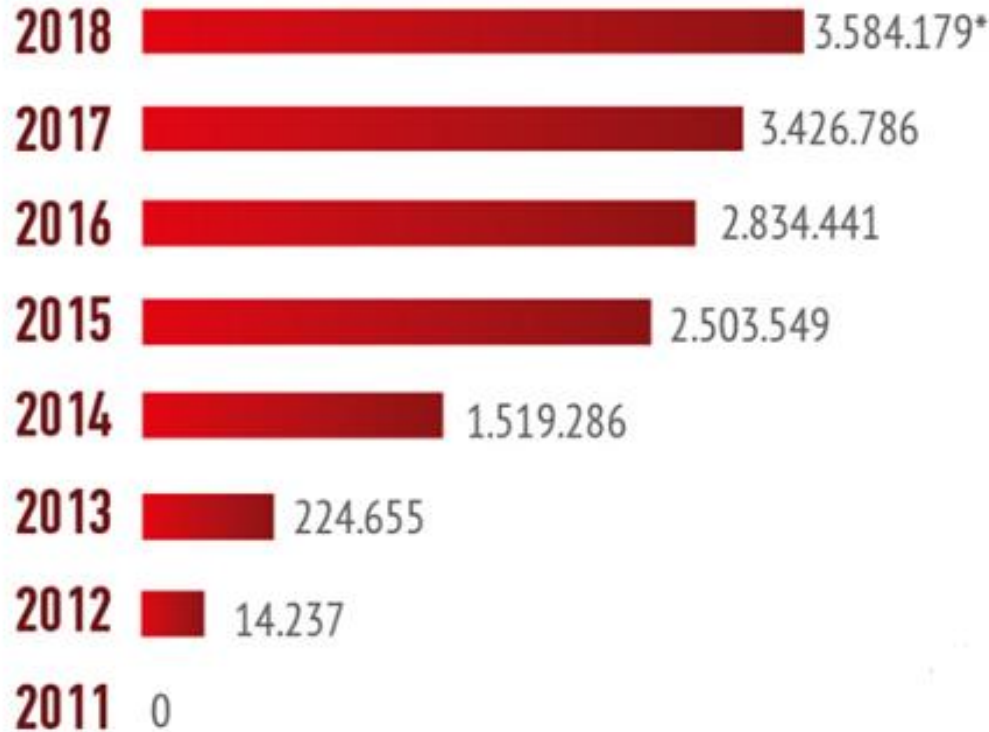




THANK YOU . . .

Exception to Syrians

The number of Syrians under temporary protection



As of 19.04.2018

Source: Directorate General of Migration Management Official Website

Access date: 28.04.2018