

Muslim Diaspora in Britain

(Based on 2011 Census data)

Muhammad Abdul Bari
@MAbdulBari

Courtesy:

Muslim Council of Britain: *British Muslims in Number*
Citizens UK: *The Missing Muslims*

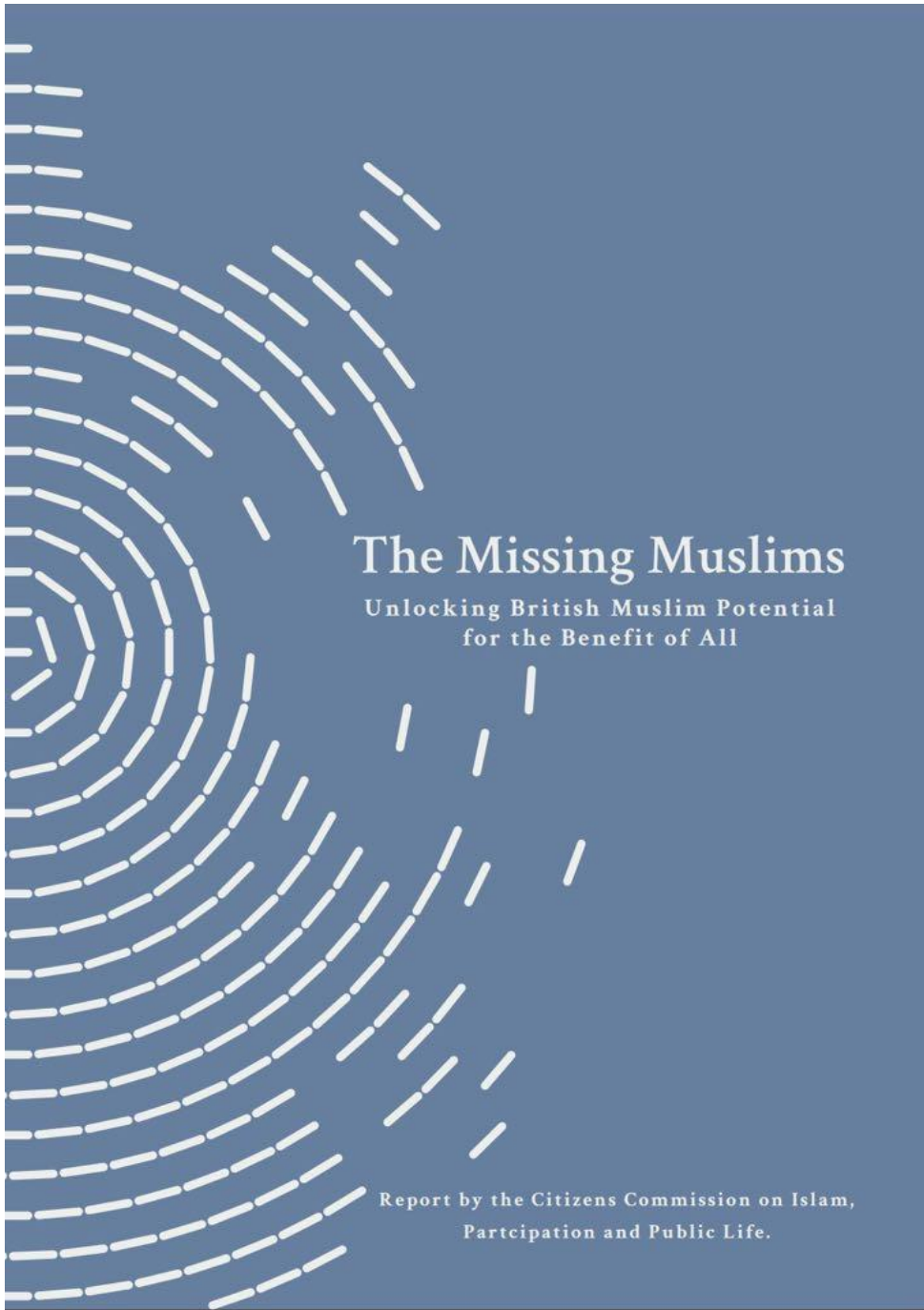
Rectangular Snip

British Muslims in Numbers

**A Demographic, Socio-economic and
Health profile of Muslims in Britain
drawing on the 2011 Census**



The Muslim Council of Britain



The Missing Muslims

Unlocking British Muslim Potential
for the Benefit of All

Report by the Citizens Commission on Islam,
Participation and Public Life.

Britain's Population Dynamics

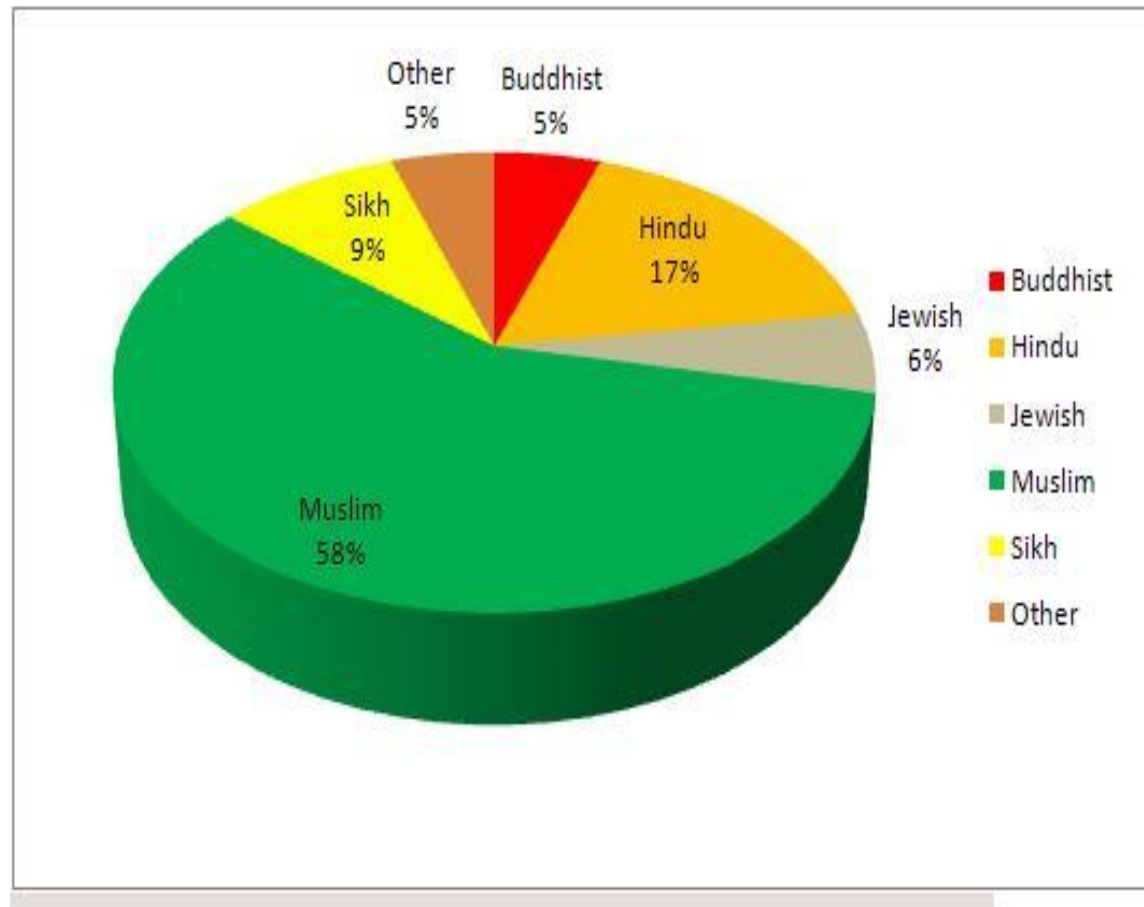
Religion	Total	%
<i>All categories (England & Wales)</i>	<i>56,075,912</i>	<i>100.0</i>
Christian	33,243,175	59.3
Muslim	2,706,066	4.8
Hindu	816,633	1.5
Sikh	423,158	0.8
Jewish	263,346	0.5
Buddhist	247,743	0.4
Any other religion	240,530	0.4
No religion	14,097,229	25.1
Religion not stated	4,038,032	7.2
<i>Source: Census (2011) data from ONS (Table KS209EW)</i>		

← 4 million drop from 2001

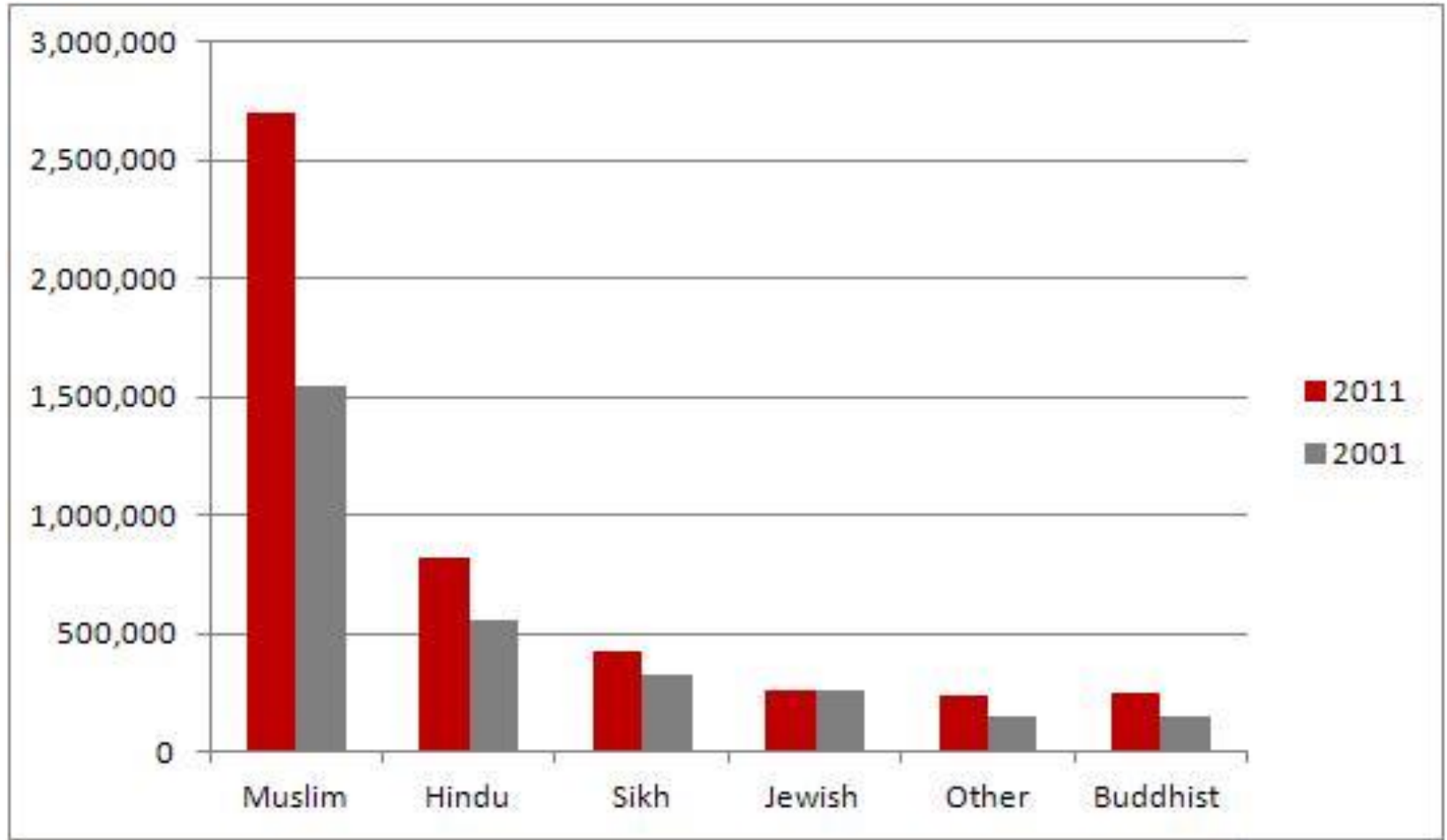
← What is the make-up of this large group?

Britain's non-Christian faith Population

- Muslims form the largest non-Christian faith population
- **The Muslim population is more than all the other non-Christian faiths put together (58%)**



Muslim Demography



- Muslim Population increase from 1.55m to 2.79m
- 4.8% of total population (Christians 60%)

Age band distribution – under 34 years old

Age	All categories	Muslim category	Muslim %	Cumulative % (Muslim)
All categories	56,075,912	2,706,066	4.8	
Age 0 to 4	3,496,750	317,952	9.1	9.1
Age 5 to 7	1,927,039	177,119	9.2	18.3
Age 8 to 9	1,208,672	108,112	8.9	27.2
Age 10 to 14	3,258,677	245,480	7.5	34.8
Age 15	687,994	46,474	6.8	41.5
Age 16 to 17	1,391,235	88,982	6.4	47.9
Age 18 to 19	1,460,156	87,222	6.0	53.9
Age 20 to 24	3,807,245	238,041	6.3	60.1
Age 25 to 29	3,836,609	273,505	7.1	67.3
Age 30 to 34	3,683,915	270,278	7.3	74.6

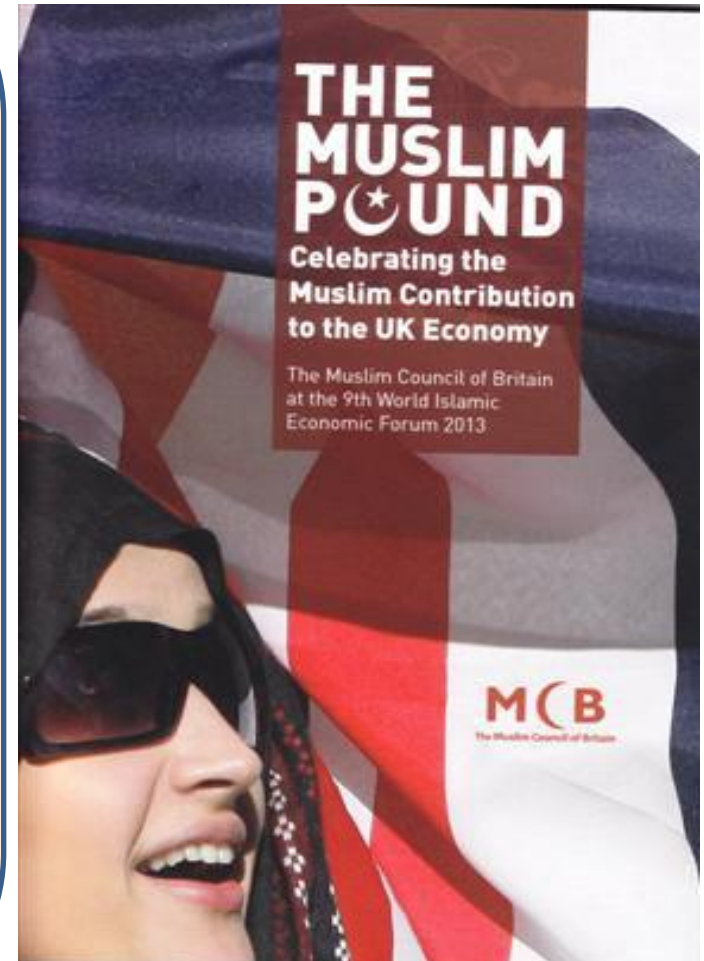
Ethnic distribution of Muslim population

Ethnic Group	Total	Muslims	% of Muslims
All categories: Ethnic Group	56,075,912	2,706,066	4.8
White	48,209,395	210,620	7.8*
Mixed/multiple ethnic group	1,224,400	102,582	3.8
Asian/Asian British	4,213,531	1,830,560	67.6
Black/African/Caribbean/Black British	1,864,890	272,015	10.1
Other ethnic group: Arab	230,600	178,195	6.6
Other ethnic group: Any other ethnic group	333,096	112,094	4.1
Source: Census (2011) data from ONS (Table DC2201EW)			

- 1/3rd of Muslim population is non-Asian
- 7.8% of the Muslim population is in the White ethnic category

Muslims: A valuable part of British society

- British Muslims are a youthful population and a strategic asset
- £31 billion estimated contribution to the UK economy
- 13,400 Muslim-owned businesses in London creating 70,000 jobs
- 33.6% of Small to Medium Enterprises in London are Muslim-owned
- British Muslims are the top charity givers
- £3.6 billion liquid assets for the 10,000 millionaires



Socio-Economic Realities

- **Higher Muslim deprivation:** 45% of the Muslim population live in the 10% most deprived local authority districts
- **Lack of social mobility:** While in education Muslims are doing better, this is due to prejudice and discrimination on the one hand and unequal level-playing field and lack of aspiration on the other
- **Capacity and governance:** Many mosques and Muslim institutions lack capacity, governance deficit and priority
- **General Muslim insularity:** many have inward-looking tendency that hinders societal engagement and progress
- **Contrasting progress:** Success in health profession & charity sector, but higher prison population
- **Mainstream public presence:** only 0.4% in media and lower in political field

Some Socio-Economic Realities – Crime

Number of Muslim
in prison doubles
in decade to 12,000

THE INDEPENDENT SATURDAY 29 MARCH 2014

Policy implication

Who is investigating the reasons and identifying support needs once a person is released?

Why are there large numbers of Muslim teenagers in youth jails (Feltham – 33%)?

Contribution to countries of origin

- Muslims come from across the world. Contribution to countries of origin varies depending on individuals, community or group
- Around half are British born, many are 2nd, 3rd and even 4th generation. Some, as British citizens, are more involved in Britain's civic engagement.
- First generation immigrants and some of new generations do indeed contribute financially to countries of their origin in various ways
- Some are inhibited to contribute because of instability, corruption and other socio-economic factors in countries of origin
- For some Muslims, country of origin is a distant past.

... Islamophobia is Real

MailOnline



Home **News** U.S. | Sport | TV&Showbiz | Femail | Health | Science | Money | RightMin
News Home | Arts | Headlines | Pictures | Most read | News Board

Alien nation: The new census reveals a Britain that would be unrecognisable even to our grandparents

- Peter Hitchens says that the Census is not just a description of the state of things on a day in 2011 but a prophetic document telling us where we are going
- Christianity is on the decline while Islam is on the up and fewer of us are married for the first time ever

By [PETER HITCHENS](#)

PUBLISHED: 22:00, 15 December 2012 | **UPDATED:** 09:12, 17 December 2012

My upcoming books

