




Indonesian Population Census 2020

Toward ONE Population DATA Policy



Sensus
Penduduk
2020

Re-Engineering DESIGN



Principle of StatCap-Cerdas* #3:

The use of **registrations** and **administrations** data as primary data sources



SATU DATA
INDONESIA

*Statistical Capacity Building: Change and Reform for the Development of Statistics

THE POPULATION OF INDONESIA



264,2 Million

Statistics Indonesia (BPS)-Bappenas. Population Projection 2015-2045

263,9 Million

Directorate General for Population and Civil Registration,
Ministry of Home Affairs (Q4, 2018)

QUICK FACTS OF REGISTRATION DATA



Covering 97,58% of
the total population



Have an integrated
updating system



Used by 1.000
institutions

QUICK FACTS OF REGISTRATION DATA



99.26%

Complete information on
smallest administrative
area



96,79%

Complete information on
2nd level of smallest
administrative area



97,86%

Complete information on
address



99,46%

Complete and correct
information on Personal
ID Number

Total: 2,7 Million Records



**Law No. 16 of 1997
The Statistical Act**



**UN Recommendation
on Census Method**



Provides data on the number, composition,
distribution and characteristics of the
Indonesian population towards

ONE POPULATION DATA

In Indonesia

Variables in **SHORT FORM**



PID



NAME



SEX



ADDRESS



**RELATION WITH
THE HEAD OF FAMILY**



**PLACE AND
DATE OF BIRTH**



RELIGION



**MARITAL
STATUS**



**EDUCATION
ATTENDED**



JOB

**COMPLETE DEMOGRAPHIC
CHARACTERISTICS WILL BE COVERED IN
LONG FORM AND WILL BE COLLECTED IN
2021 USING SAMPLE SURVEY**

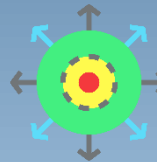
TOPICS COVERED IN THE LONG FORM



**INDIVIDUAL
CHARACTERISTICS:**
13 QUESTIONS



HEALTH: 8 QUESTIONS



MIGRATION: 19 QUESTIONS



EDUCATION: 7 QUESTIONS



LABOR: 5 QUESTIONS



HOUSING: 14 QUESTIONS



FERTILITY AND MORTALITY: 16 QUESTIONS

PC2020

Coordination and socialization of PC2020 with related stakeholders aim to gather support and collaboration to succeed PC2020

Output : Stakeholders' support and commitment for succeeding PC2020

1. Coordination and Socialization

Enumerator committee created to register to ensure that the smallest administrative area listed.

Output : List of every individual reside in the smallest admin area

administrative area

smallest

should check with
LS' committee

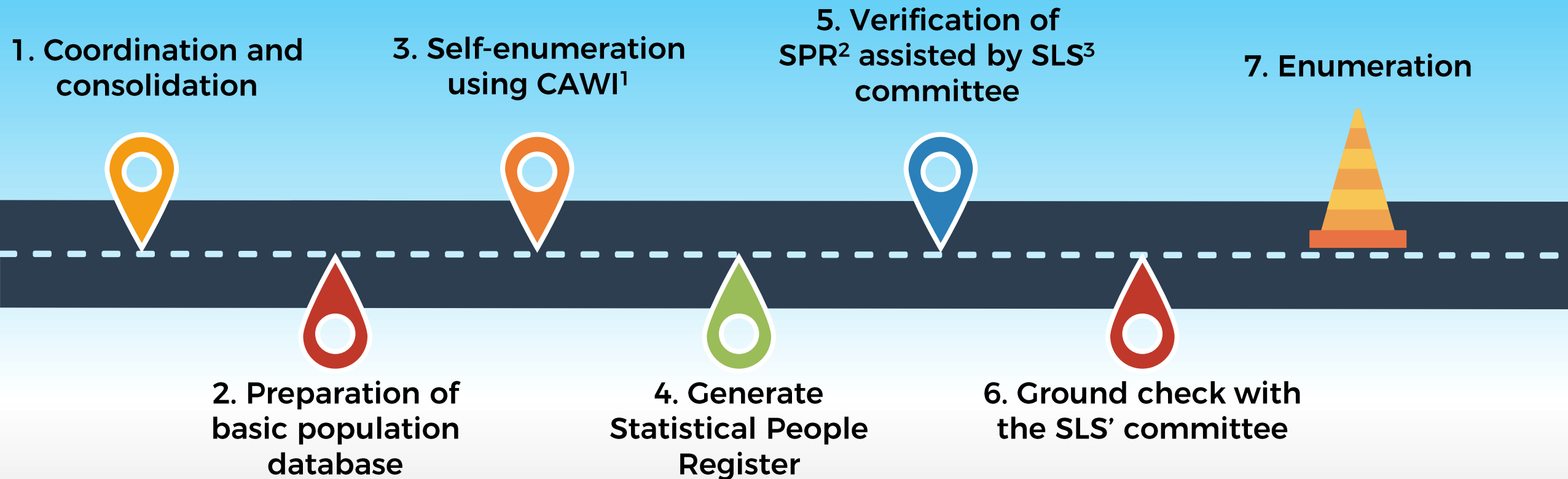
for self

CAWI

version
ive area

¹ Computer Assisted
² Statistical People Register
³ Local Smallest Administrative Area

PC2020 BUSINESS PROCESSES



¹ Computer Assisted Web Interviewing

² Statistical People Register

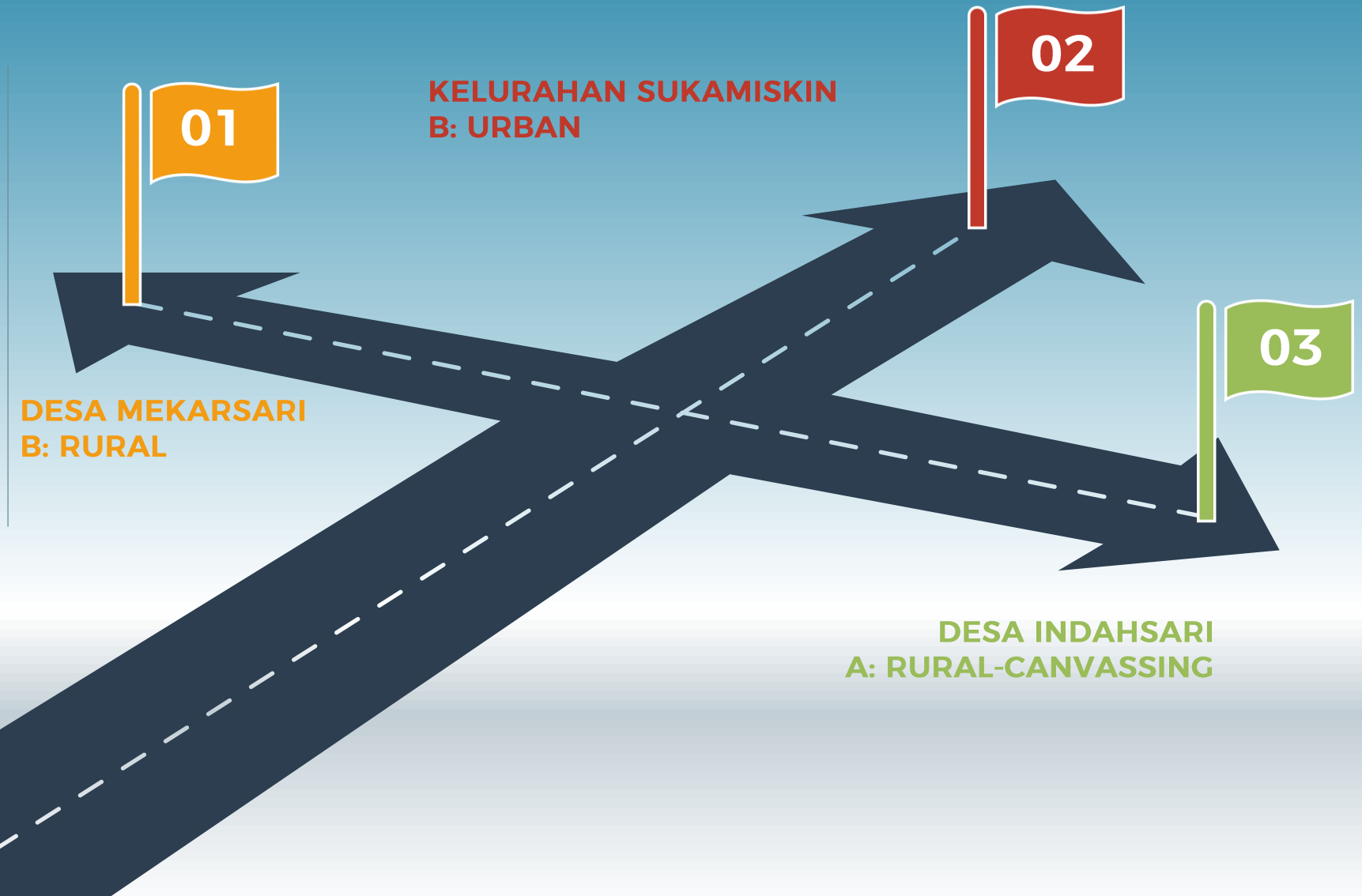
³ Local Smallest Administrative Area

TEST FOR ADMINISTRATIVE DATA

TARGETS:

1. Mechanism
2. Coverage
3. Content
4. Multimode data collection test (CAPI, CAWI, and DOPU)

Not Included:
RESPONSE RATE
Evaluation



SELF-ENUM SCHEMES

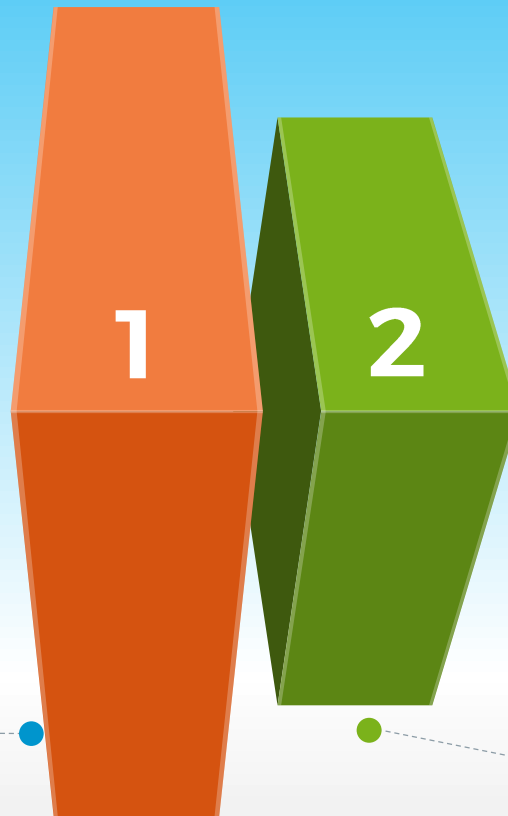
Institutional approaches

Census day:
1 Junior High
1 Senior High
1 University
1 local government office

338
records

e-sensus link

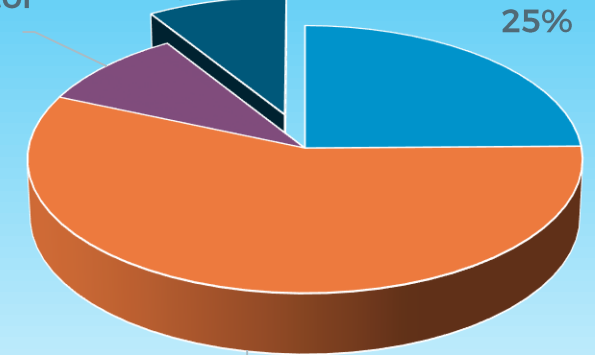
<https://sensus.bps.go.id/>



Collected by
BPS'
enumerator
9%

Non
respos
9%

Delivered by
responent
25%

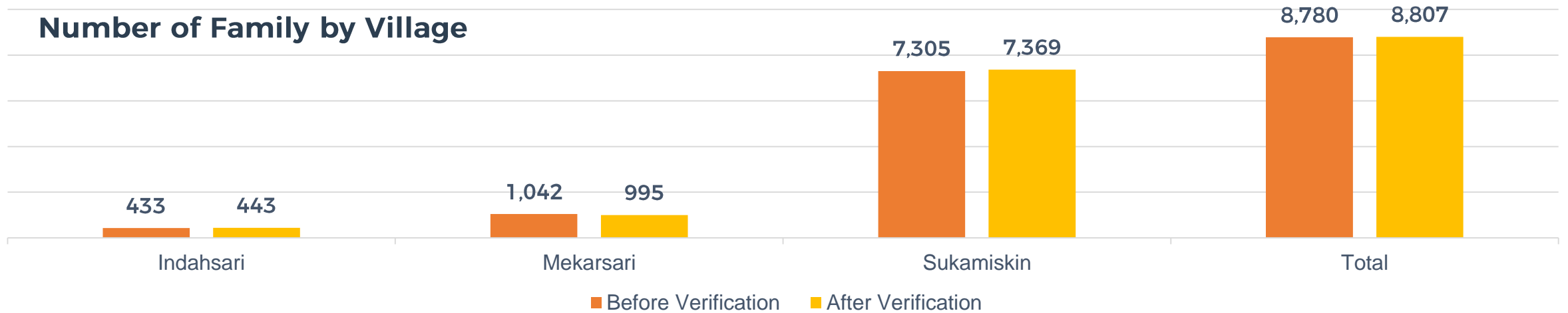


Collected by
SLS' committee
57%

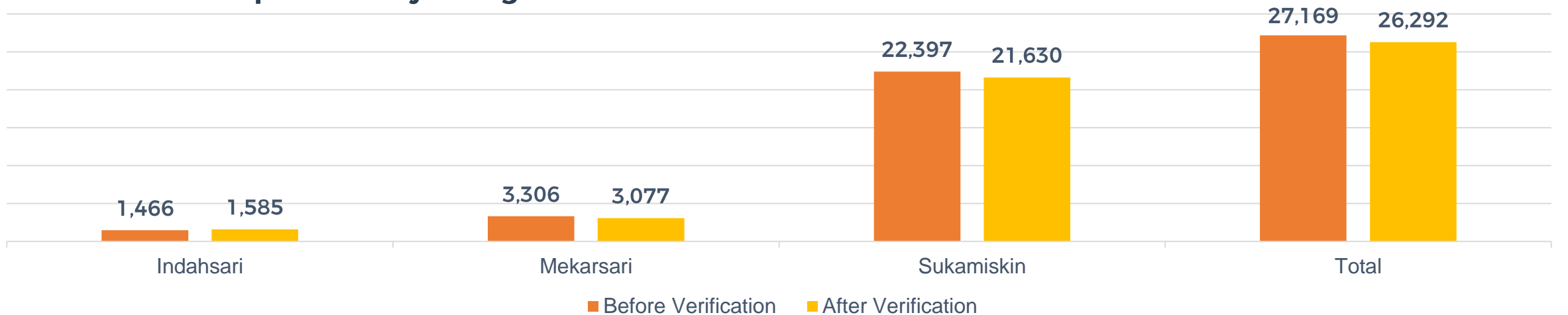
Drop Off Pick Up
(DOPU)

COVERAGE ANALYSIS

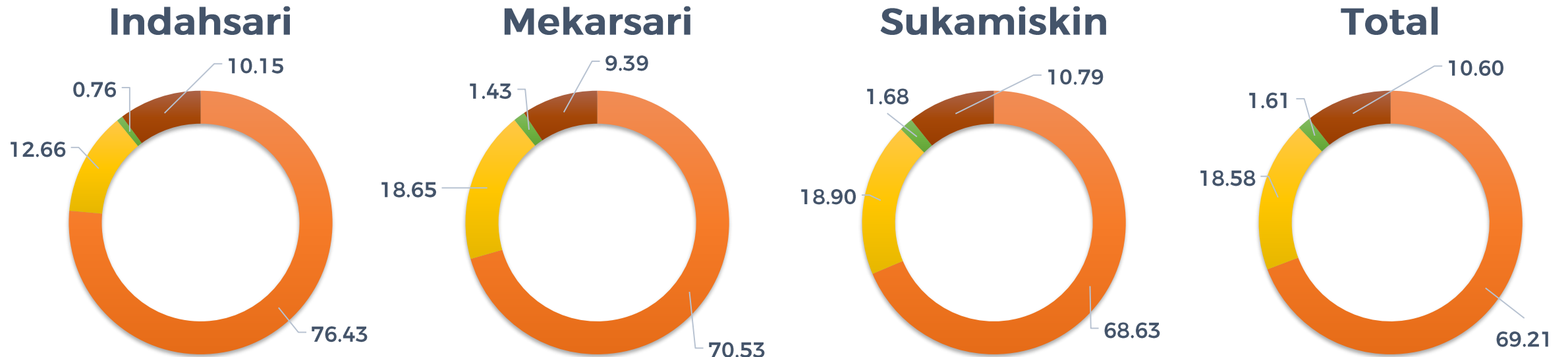
Number of Family by Village



Number of Population by Village



COVERAGE ANALYSIS



- usual residence = listed residence
- usual residence <> listed residence
- died
- new (new born or in mover)

CONTENT ANALYSIS

Comparison of QA-collected Data with Administrative Data and Various Scenarios of Census Test (% of Inconsistency)

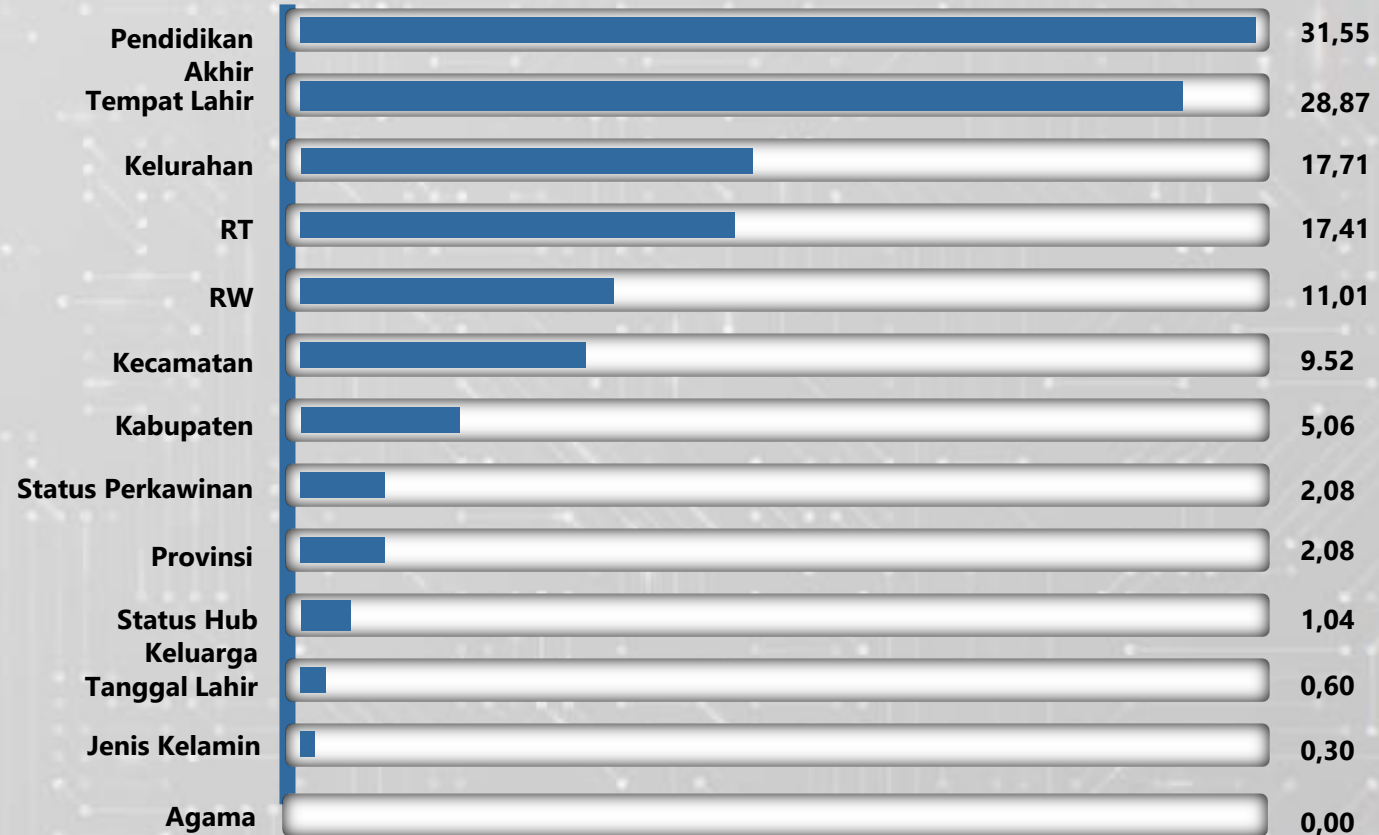
Variable	ADMINISTRATIVE DATA	CAWI	CENSUS TEST 2018
Name	0.6	0.0	31.8
Sex	0.0	0.0	2.8
Relation w/ Family Head	3.9	0.0	20.1
Date of Birth	5.5	0.0	14.5
Education	36.5	44.4	59.8
Marital Status	3.9	0.0	1.9
Occupation	27.6	55.6	20.6
Number of Records	181	9	214

ANALISIS KUALITAS ISIAN



Perbandingan Data Hasil
**PEMUTAKHIRAN
MANDIRI (CAWI)**
dengan Data Adminduk

(% INKONSISTEN)



JUMLAH
RECORD:
672
RECORDS

LESSON LEARNED



1. Strengthen coordination for Institutional approach to gain maximum response rate.



2. Segmented socialization is the key success to improve response rate.

Potential

1. 1.2 million SLS' committee.
2. 7.5 million college students (FRI).
3. 4.4 million civil servants.
4. 150 thousands of field enumerators.
5. 40 thousands field staff of Ministry of Village, Development of Disadvantaged Areas, and Transmigration of the Republic of Indonesia.
6. 9.6 million of Senior High students.

UNICEF's SUPPORTS FOR PC2020



**Development of
Quality Control**



**Team Building and
Communication Skills
for
Internal Personnel**



**Improvement
of Instruments**



**Data
Dissemination**



Thank you

#2020forIndONEsia

