

The State of Poverty in OIC Member Countries

Hatice İlbay Söylemez
Researcher

**Statistical, Economic and Social Research and
Training Centre for Islamic Countries (SESRIC)**

**International Day for the Eradication of Poverty
Symposium**

17 October 2011, Ankara-Turkey

OUTLINE

Socio-Economic Background of
OIC Member Countries

State of Poverty in
OIC Member Countries

Progress on MDGs Target in
OIC Member Countries

**International Day for the Eradication of Poverty
Symposium**

17 October 2011, Ankara-Turkey



- OIC has 57 Member Countries dispersed over a large geographical region on four continents,
- Account for one sixth of the world area and more than one fifth of the total world population,



- Contribute 7.2% of the world total output (GDP) and 10.4 of the world total merchandise exports,
- All member countries are developing but 22 of them are classified as the Least Developed Countries (LDCs),



- 19 OIC countries are classified as fuel-exporting countries, for which the prospects of growth and the development of their economies are dependant mainly on producing and exporting of only oil and/or gas.



- With respect to Income Level:
 - 22 are Low-income countries,
 - 28 are Middle-income (20 lower middle and 8 upper middle), and
 - 7 members are classified as High-income countries.

- With respect to Human Development Level:
 - 13 are placed in High/very high HD category,
 - 28 are placed in Medium HD category, while
 - 16 are placed in Low HD category.



- With respect to accumulated debt:
 - 22 members are considered as Heavily Indebted Poor Countries (HIPC)

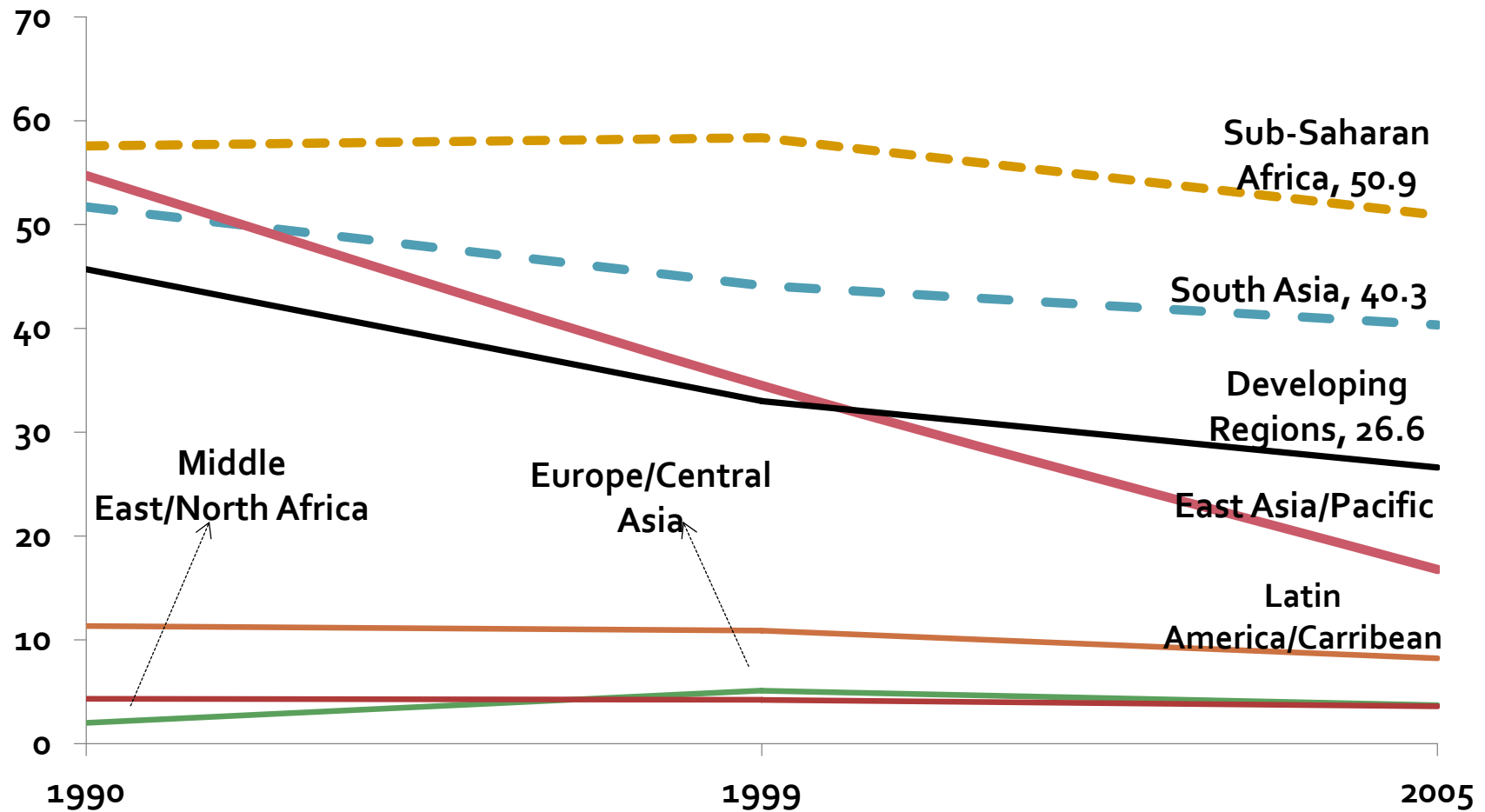
- With respect to local food availability:
 - 35 OIC Member Countries are included into LIFDCs list of which 21 from Sub-Saharan Africa.

Poverty and Hunger in the OIC Member Countries

State of Poverty

- ▶ Income Poverty
- ▶ Human Poverty

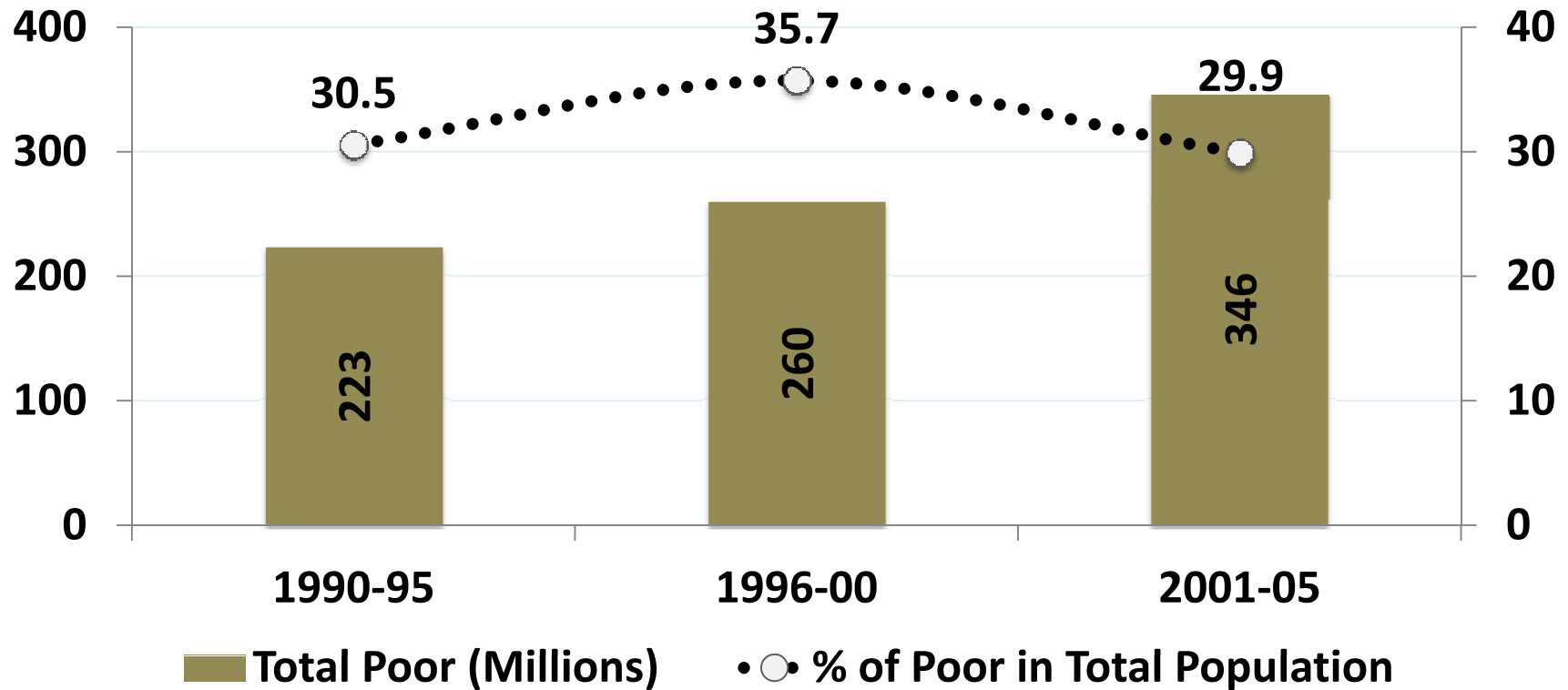
Poverty at Global Level



Poverty at Global Level

- The proportion of developing countries' total population living below international poverty line has declined from 45.7% in 1990 to 26.6% in 2005,
- In 1990, over 50% of the total population was living below the poverty line in three regions namely: Sub Saharan Africa, South Asia and East Asia & Pacific.

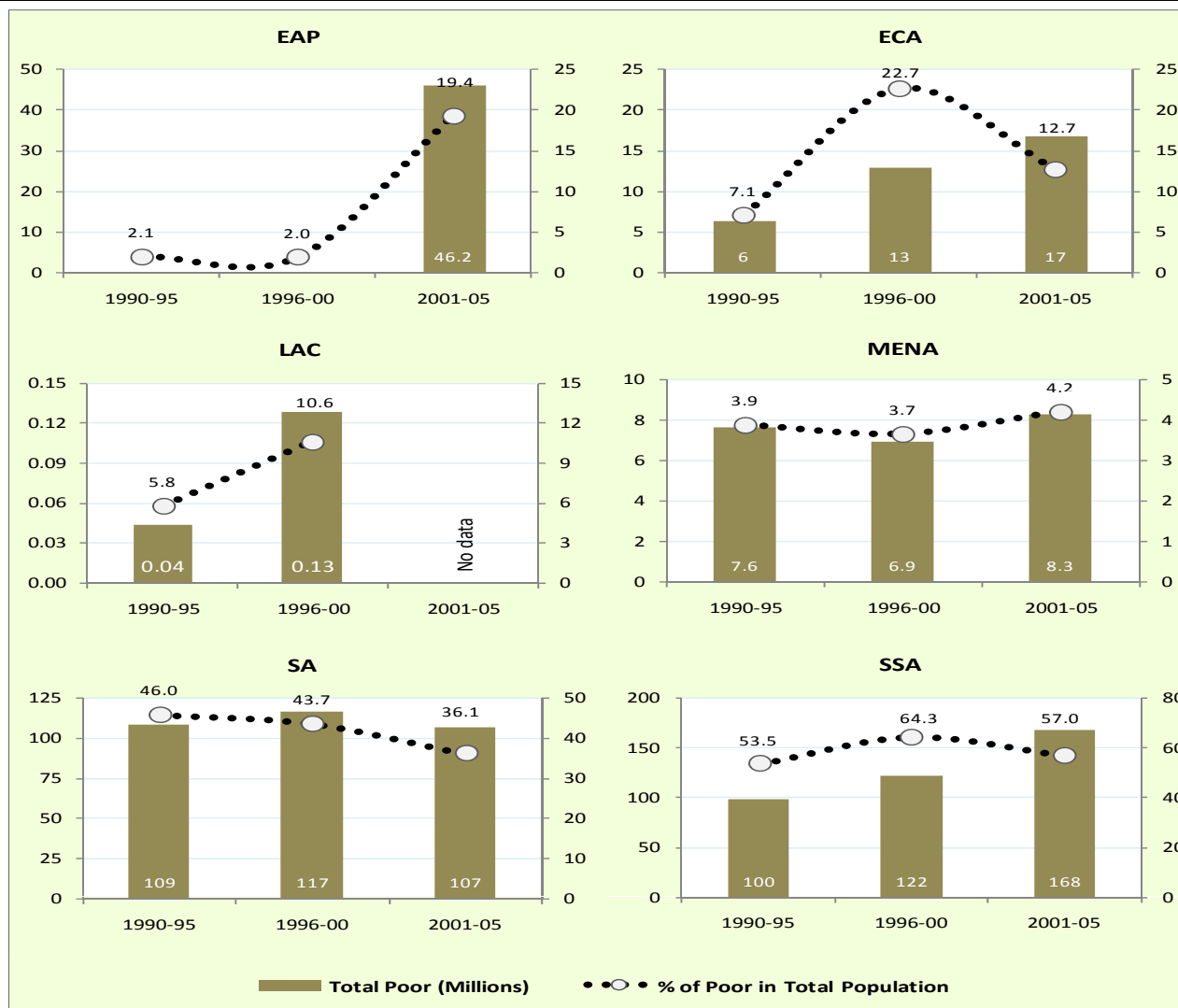
Poverty in OIC Member Countries



Poverty in OIC Member Countries

- In the OIC Member Countries total number of poor has increased from 223 million in 1990 to 346 million in 2005, corresponding to an increase of over 55% .
- The share of developing countries' total poor living in the OIC member states has also doubled from 12 % in 1990 to 25% in 2005.

State of Poverty in OIC Regions



State of Poverty in OIC Regions

- All OIC regional groups experienced increase in poverty both in terms of absolute numbers and share in total population.
- Both in terms of absolute numbers and relative share in total population, poverty remained highest in Sub Saharan Africa during 2001-05.

State of Poverty in OIC Regions

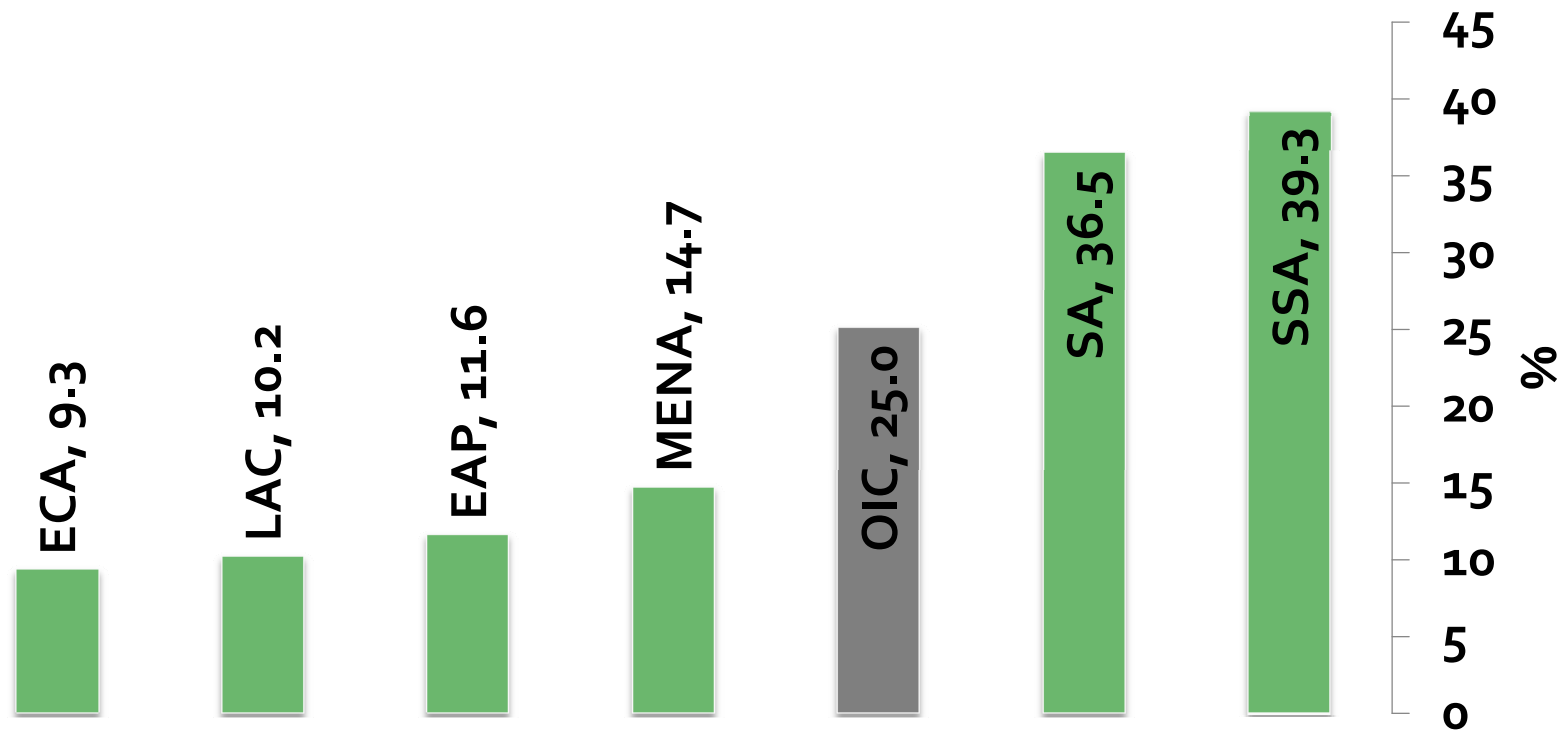
- In East Asia & Pacific (EAP), during 2001-05 over 46 million people are living below the poverty line which represents 19% of total population of this region. Majority of these poor are living in Indonesia, one of the most populous members of the OIC group.
- In Europe & Central Asia (ECA), the share of total population living below the poverty line has increased from 7.1% in 1990 to 12.7% in 2005 while total number of poor also increased from 6 million in 1990-95 to 17 million in 2001-05.

State of Poverty in OIC Regions

- In Middle East & North Africa (MENA), poverty rate remained below 5% while total number of poor witnessed slight increase from 7.6 million in 1990-95 to 8.3 million in 2001-05.
- South Asia (SA) is one of the poorest regions of OIC group. Share of poor in total population fell from 46% in 1990-95 to 36% 2001-05 while total number of poor declined from 109 million to 107 million. Currently, 31 % of total poor in OIC member countries are living in this region.

Human Poverty

- A quarter of OIC total population is suffering from human poverty

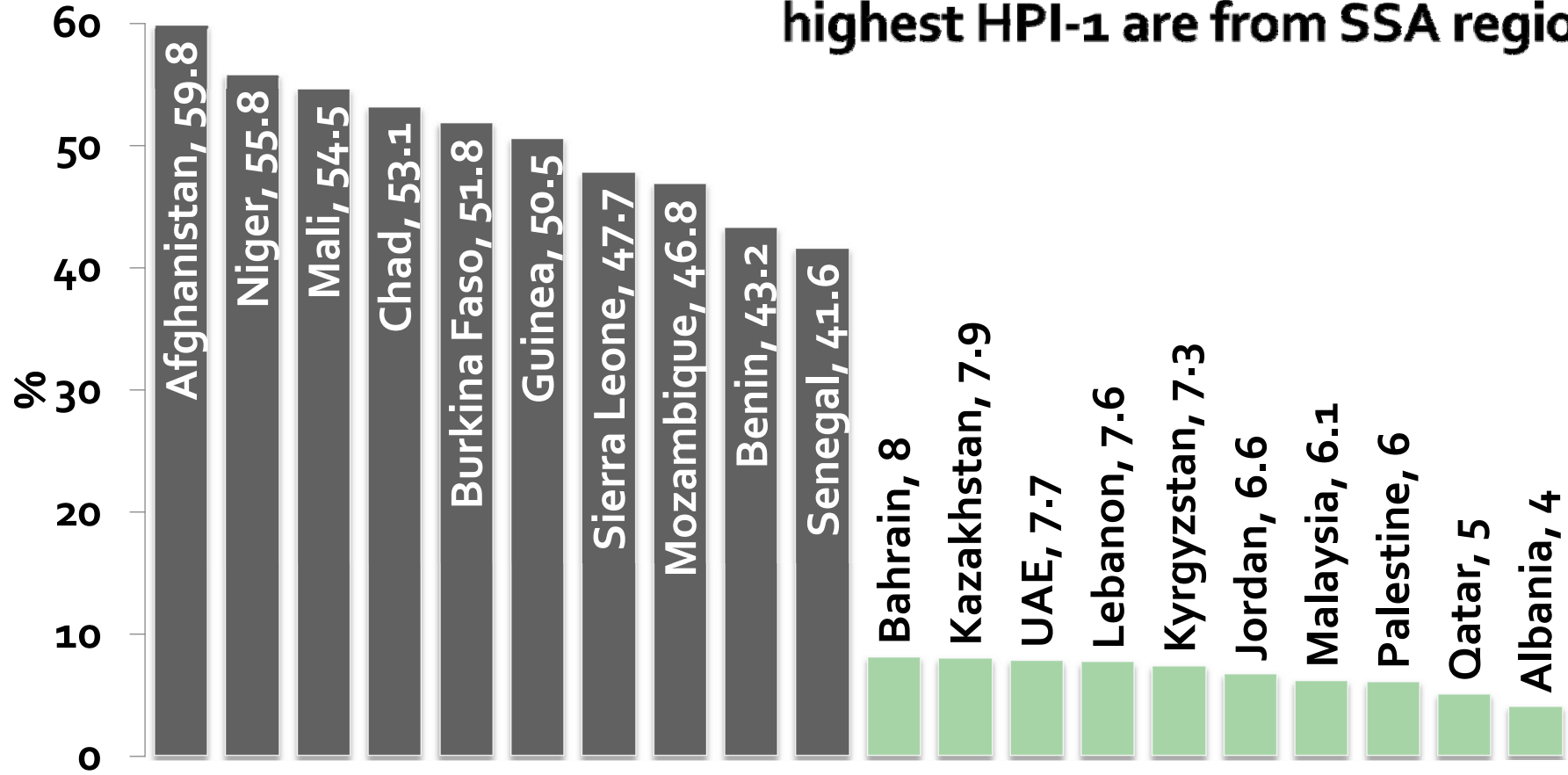


Human Poverty in OIC States

- HPI-1 for the OIC member countries is 25% which shows that a quarter of OIC total population is suffering from human poverty.
- In the OIC group, the HPI-1 value varies from 4% in Albania to 59.8% in Afghanistan.
- Among the OIC Member Countries, 22 members with HPI-1 value above 30% are placed in the high human poverty category, 20 member countries with HPI-1 value over 10% and below 30% are placed in the medium human poverty category and 12 member countries with HPI-1 value less than 10% are placed into low human poverty category.

Countries with Highest / Lowest HPI-1

9 out of top-10 members with highest HPI-1 are from SSA region



Human Poverty in OIC Regions

- Among the OIC regional groups, SSA region is experiencing highest prevalence of human poverty as on average 39.3% of its total population is suffering from deprivation in one or all aspects of human poverty,
- Currently, five of the six OIC member countries where HPI-1 exceeds from 50% are located in this region. These countries are: Niger, Mali, Chad, Burkina Faso, Guinea and Sierra Leone.

Human Poverty in OIC Regions

- In SA, on average 36.5% of total population is suffering from human poverty. In this region, HPI-1 varies from 16.5% in Maldives to 59.8% in Afghanistan.
- The HPI-1 for MENA region is 14.7% while at the individual country level; it varies from 5% in Qatar to 35.7% in Yemen.

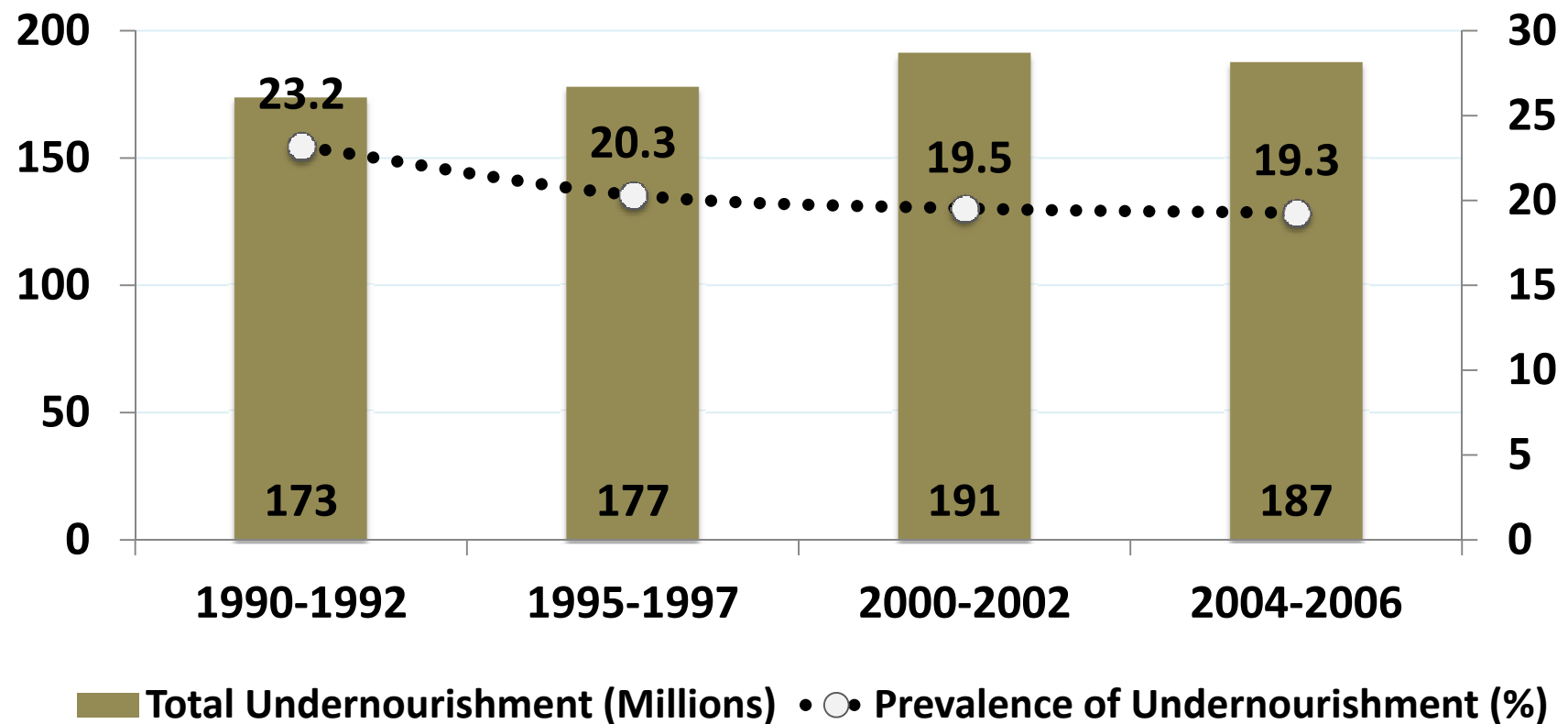
Human Poverty in OIC Regions

- For EAP, HPI-1 value is 11.6% which shows lower middle level of human poverty in this region. At the individual country level, Indonesia with HPI-1 value of 17% is facing medium level of human poverty while in Malaysia only 6.1 % of total population is facing human poverty problem.
- In LAC region, prevalence of human poverty is around 10%. At the individual country level, HPI-1 value for Guyana and Suriname is 10.2% and 10.1% respectively.
- ECA region recorded lowest HPI-1 value i.e. 9.3% among OIC regional groups. At the individual country level, only two countries namely: Azerbaijan and Tajikistan has HPI-1 value above 10%.

Hunger and Food Insecurity in OIC Member Countries

**Food Insecurity
& Undernourishment**

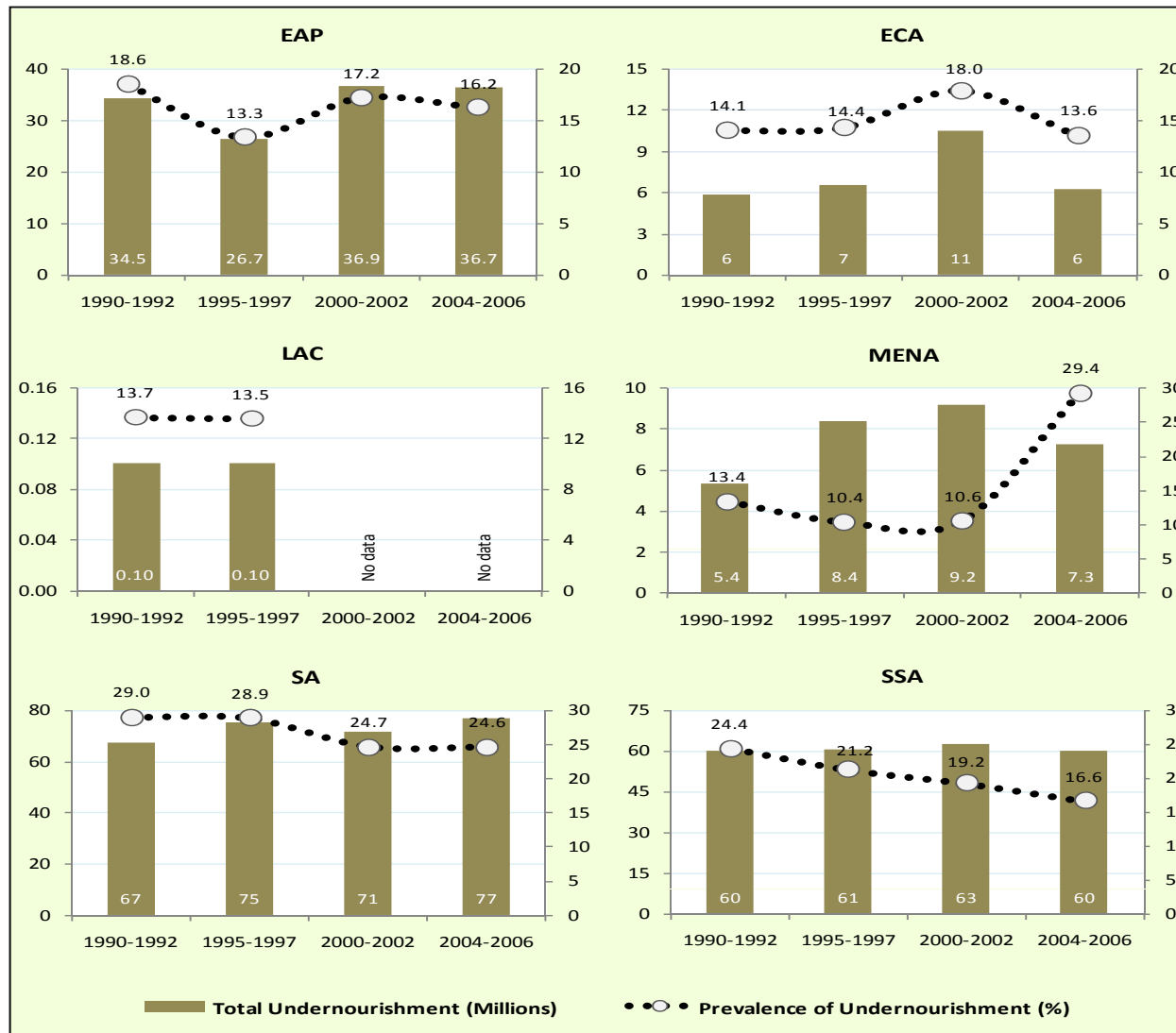
Undernourishment in OIC Members



Hunger and Food Insecurity in OIC Member Countries

- OIC member countries witnessed an increase in hunger as total number of undernourished people increased from 173 million in 1990-92 to 187 million in 2004-06, however undernourishment has declined compared to 2000-02 level.

Undernourishment in OIC Regions



Undernourishment in OIC Regions

- South Asia witnessed the highest increase in hunger as total number of undernourished people has increased from 67.3 million in 1990-92 to 76.7 million in 2004-06, corresponding to an increase of 14%.
- SSA region witnessed some improvement in food security situation as prevalence of under nourishment has declined from 24.4% to 16.6% between 1990-92 and 2004-06.
- In EAP region, total number of undernourished people has increased from 34.5 million in 1990-92 to 36.7 million in 2004-06. Almost all of the hungry people of EAP region are living in Indonesia.

Undernourishment in OIC Regions

- Total number of food insecure people in MENA has increased from 5.4 million in 1990-92 to 7.3 million in 2004-06. Meanwhile, share of hungry people in total population also climbed up from 13.4% to 29.4%.
- During 1990-2006, total number of undernourished people in ECA increased slightly from 5.9 million to 6.3 million, while the share of hungry people in total population remained stable around 14%.



Progress towards Achieving MDG₁ Targets

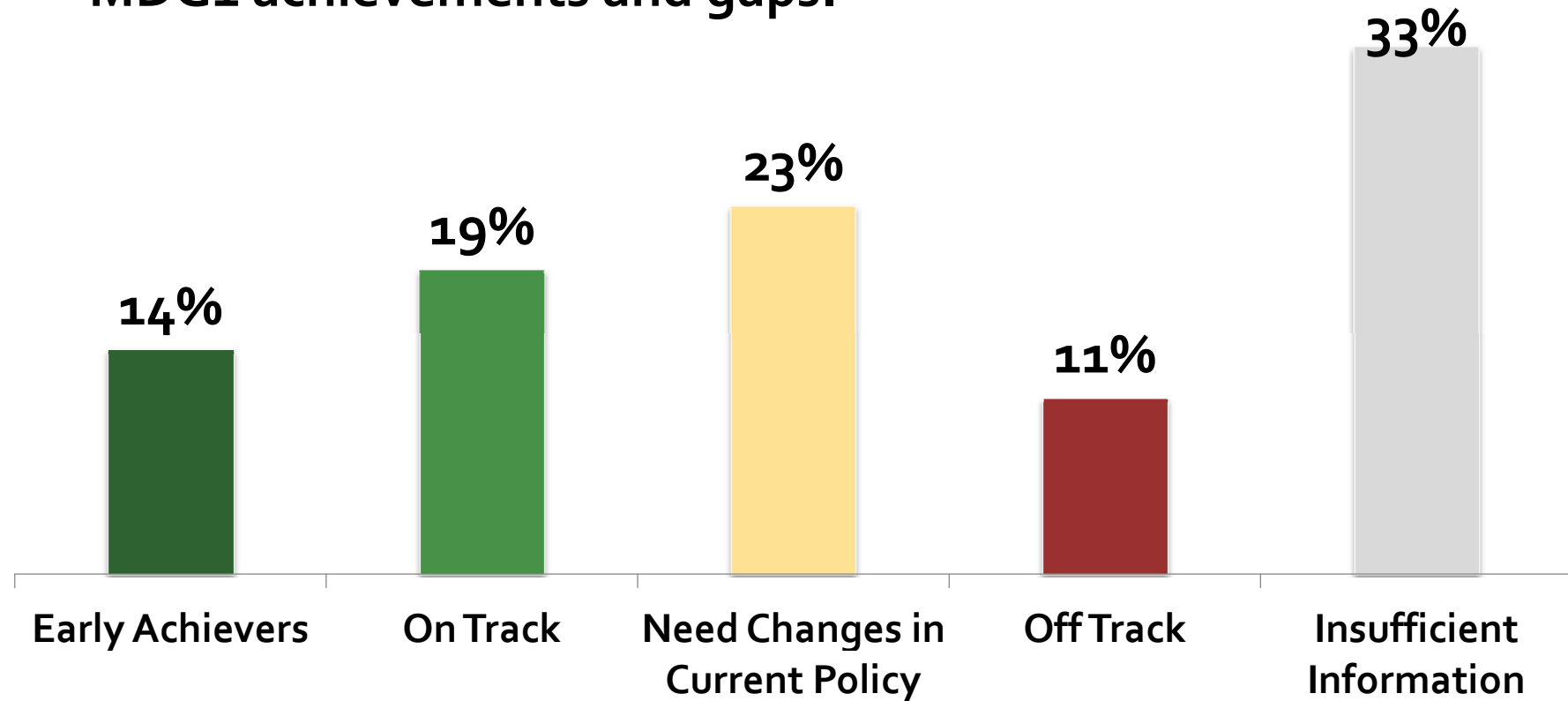
Global: Progress on MDG 1 Targets

- As a group Developing Countries on track to achieve the targets of first Millennium Development Goal (MDG1)

Region/Target	Reduce extreme poverty by half	Reduce hunger by half
North Africa	On track	Off track-Regressing
Sub Saharan Africa	Off track-Slow	Off track-Slow
East Asia	Early achiever	On track
South Eastern Asia	Early achiever	On track
South Asia	Off track-Slow	Off track-Slow
Western Asia	Off track-Regressing	Off track-Regressing
Oceania	Insufficient Information	On track
Latin America /Caribbean	Off track-Slow	Off track-Slow
CIS -Europe	Early achiever	Early achiever
CIS -Asia	Off track-Slow	Off track-Slow

OIC Progress on MDG1 Targets

- OIC member countries present a mix picture in terms of MDG1 achievements and gaps.



Thank you very much



www.sesric.org