



T.R. MINISTRY OF DEVELOPMENT

SOCIAL POLICIES CARRIED OUT IN TURKEY

Workshop on Innovative Social Assistance Strategies in
Poverty Alleviation

12-14 December 2011

Ankara

OUTLINE

➤ **Macroeconomic Policies**

- Inflation, Growth Rate, Interest Rate

➤ **Sectoral Policies**

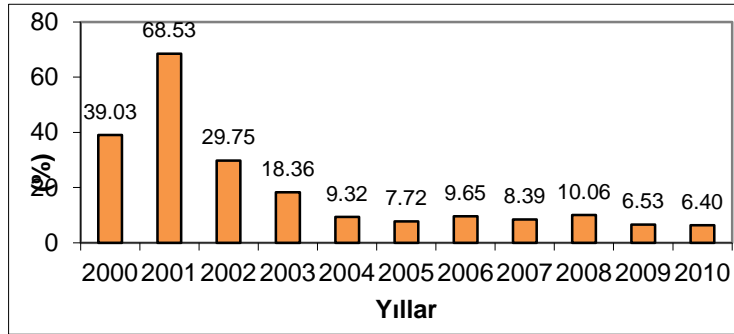
- Social Expenditures
- Education
- Health
- Employment
- Social Services and Assistance
- SODES (Regional Social Development Programme)

National Development Plan (2007-2013)

Poverty and inequality in income distribution will be reduced **permanently** through **sustainable growth** and **policies regarding employment, education, health and working life.**

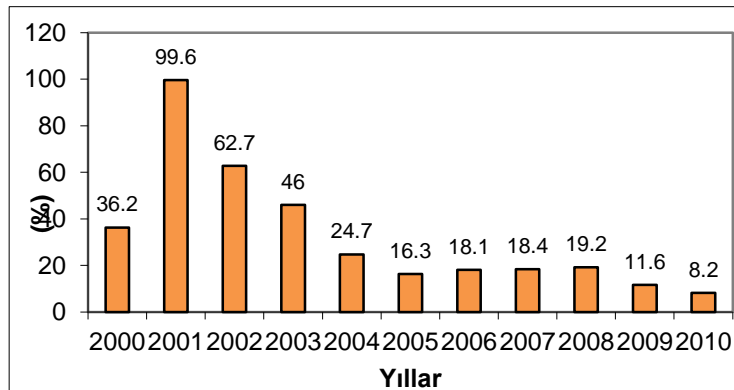
Macroeconomic Developments

Inflation



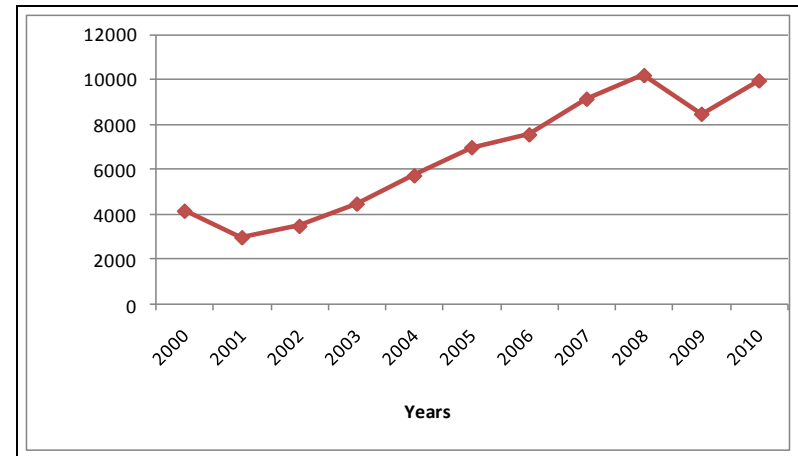
Source: TCMB

Interest Rate



Source: Treasury

Per Capita Income (US \$)

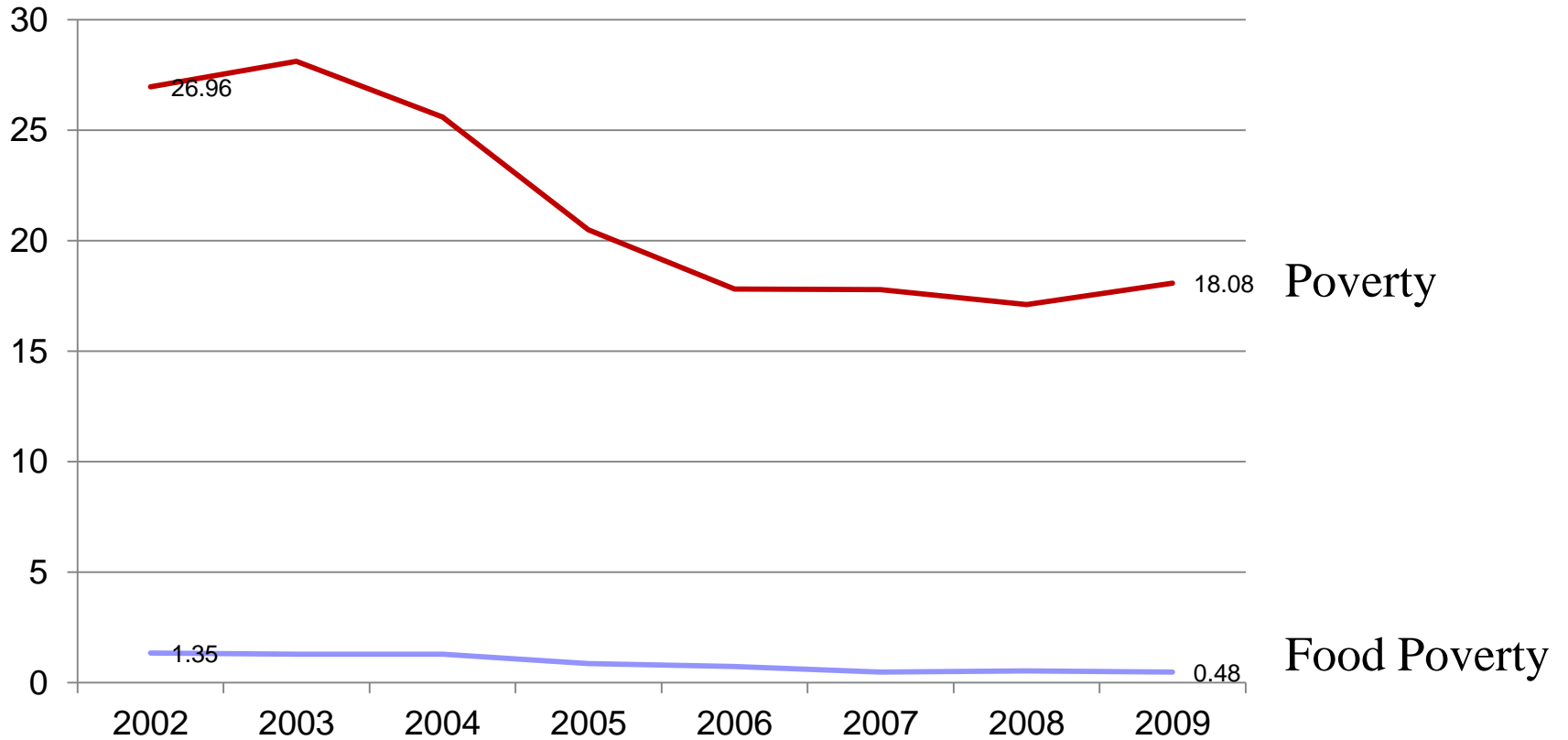


Source: SPO

SOCIAL EXPENDITURES (% GDP)

	2000	2005	2008	2009	2010
EDUCATION	3,01%	3,21%	3,36%	3,92%	3,72%
HEALTH	2,62%	3,98%	4,32%	5,09%	4,51%
SOCIAL PROTECTION	4,99%	7,29%	7,22%	8,23%	8,45%
Social Assistance	0,48%	0,67%	1,03%	1,37%	1,17%
TOTAL	10,61%	14,48%	14,90%	17,24%	16,68%

Poverty



Income Distribution

% 20 Quantiles	2002	2009
First %20	5,3	6,2
Second %20	9,8	10,7
Third %20	14,0	15,3
Fourth %20	20,8	21,9
Fifth %20	50,1	46,0
Total	100,0	100,0
Gini Coefficient	0,44	0,39

Education – Indicators

	2000	2010
Schooling / Pre- Primary	10,1	45,3
Schooling / Primary	100,7	107,6
Schooling / Secondary	64,0	93,3
Literacy rate	87,3	97,3
Literacy rate for women	78,4	88,1

Education – Challenges

- Quality of education
 - Curriculum
 - Qualification of teachers
 - Use of ICT
 - Ratio of student per classroom
- Access to education
 - Enrollment Ratios
 - Educational Infrastructure
 - Regional Disparities
 - Gender Equality

Education – Policies

- Schooling rates in all levels of education will be raised, equipment and physical infrastructure and skills of teachers will be improved, **regional and gender disparities** in access to education will be reduced.
- **Inequality of opportunity** will be decreased in all levels of education and activities aiming the personal development of students will be increased
 - Transporting students (In rural areas)+ free meal
 - Free text books
 - Conditional cash transfers

Health - Indicators

- Significant improvements have been observed in fertility and mortality related indicators in recent years.
- Life expectancy has increased from **66,0** years in 1990 to 71,5 years in 2006 and **74,3** in 2010.
- Infant mortality rate has decreased from **55,4** per thousand in 1990 to 22,6 in 2006 and **10,1** in 2010.
- Population per in-patient beds has decreased from **374** in 2006 to **333** in 2010.

Health - Policies

- Improving the infrastructure and health personnel regarding health and balancing their distribution around the country
- Restructuring of Ministry of Health including **family medicine**
- Implementing Universal Health Insurance System effectively
- Increasing the resources for Preventive Healthcare Services and raising public awareness
- In the last eight years, **a total of 1.893 new health facilities** including 509 independent hospitals and new hospital buildings were put into service.
- The number of personnel working in the public health institutions has increased by 191 thousand people and reached 447 thousand people with service procurements.

Employment - Indicators

	2010
Labour Force Participation Rate (%)	48,1
Women (%)	27,1
Men (%)	69,9
Employment Rate (%)	43
Unemployment Rate (%)	11,9
Young Unemployment Rate (%)	21,7
➤ rapid increase in the working-age population,	
➤ high level of informal employment, and	
➤ inadequate employment growth in spite of high real GDP growth rates due to dissolution in agricultural economy.	

Employment - Policies

- improving labour market by flexcurity and social dialoge
- increasing the sensitivity of education to labour demand
- improving active labour market policies
- **Employment Package**

Employment - Policies

“The Employment Package” covers priorities of :

- reducing the labour market costs,
- increasing the employment of women, youth and disables,
- improving active labour market policies,
- reducing informality,
- facilitating the foundation of private employment agencies,
- reducing the bureaucracy for establishment of new enterprises

Social Services and Assistance

- Strengthening the institutional capacity of related institutions
 - Number of the workers
 - IT infrastructure
- Improving the living conditions of disadvantaged people such as disabled, elderly and children
 - Pensions
 - Non-premium payments
 - New care services



SODES

is a regional social development programme

SODES- Background

Rationale



- Poverty
- High unemployment rate
- Migration
- Changing social structure
- Disadvantaged groups to reach public social supports programmes

Planning



- Site visits
- Reports
- Best practices
- Real solutions
- Local coordination

SODES- Goals

- Raise the socio-economic development level
- Enhance the human capital of the region
- Offer opportunities to the disadvantaged groups of the society
- Encourage the children, youth and women to be involved in cultural, artistic and sports activities

SODES – Components

Social Inclusion



- Alleviation of poverty
- Raising the living standards of the disadvantaged groups

Employment



- Increasing the employability
- Supporting those who are in a position to start their own businesses

Culture, Art and Sports Activities



- Fostering cultural, artistic and sportive activities needed by the society
- Helping the children and youth to discover their talents and to acquire good habits

SODES- Target Groups

- Children
- Youth
- Women
- People who live in the slum areas of cities
- Unemployed
- Poor
- Migrants
- Only local actors
 - NGO's
 - Local governmental organisations
 - Municipalities
 - Universities

SODES – Project Number And Budgets (Million TL)

Components	2008		2009		2010		2011	
	Number	Budget	Number	Budget	Number	Budget	Number	Budget
Employment	81	6.8	157	17.3	195	22.6	211	20.3
Social Inclusion	121	17.4	300	46.2	491	57.2	698	88.4
Culture- Art - Sports	196	17.7	321	28.2	501	70.0	711	71
Total	398	42.0	778	91.8	1.187	150.0	1620	179.7

SODES 2008-2010 Fulfillments 1

- 293.543 persons attended to 1.938 conferences,
- 20.983 persons attended to 739 vocational training courses,
- 513.750 TL micro credit is given to 1.060 persons,
- 60.577 children attended to 967 site visits,
- 1.183 sports activities organized.

SODES 2008-2010 Fulfillments 2

- 128 training centers established,
- 336.226 books distributed,
- 632 cultural centers / football fields / children's playgrounds etc established,
- 27.293 persons attended to 312 arts courses,
- 32.500 students attended to education support programmes,
- 28.065 persons attended to 328 sports courses.



TEŞEKKÜRLER...
THANKS...

www.kalkinma.gov.tr