

# OIC INFOGRAPHICS SERIES

## T O U R I S M

### ARRIVALS RECEIPTS

**USD 132.3**

Billion

Total Receipts from International Tourism in the OIC Region in 2012

**157.3**

Million

Total Number of International Tourists in the OIC Region in 2012

Non-OIC Countries  
84.80%

SHARE OF OIC COUNTRIES IN THE WORLD TOURISM ARRIVALS (2012)

OIC  
15.20%

Non-OIC Countries  
87.71%

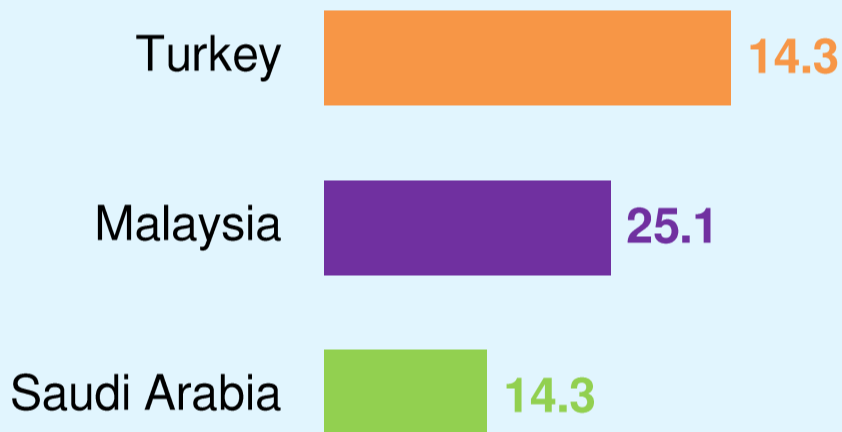
SHARE OF OIC COUNTRIES IN THE WORLD TOURISM RECEIPTS (2012)

OIC  
12.29%

### DESTINATIONS EARNERS

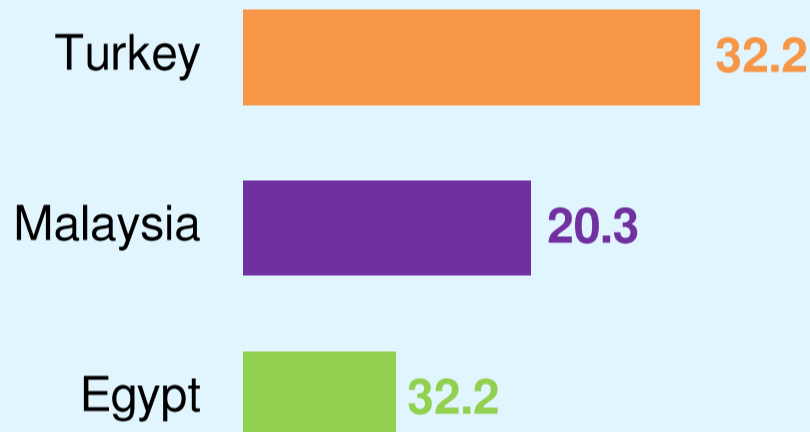
#### TOP OIC TOURISM DESTINATIONS

(Arrivals in Millions in 2012)



#### TOP OIC TOURISM EARNERS

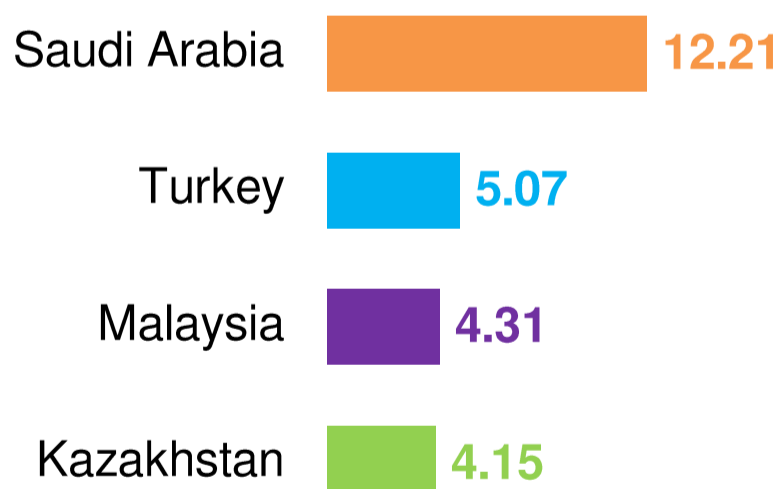
(Receipts in Millions US\$ in 2012)



### INTRA-OIC TOURISM

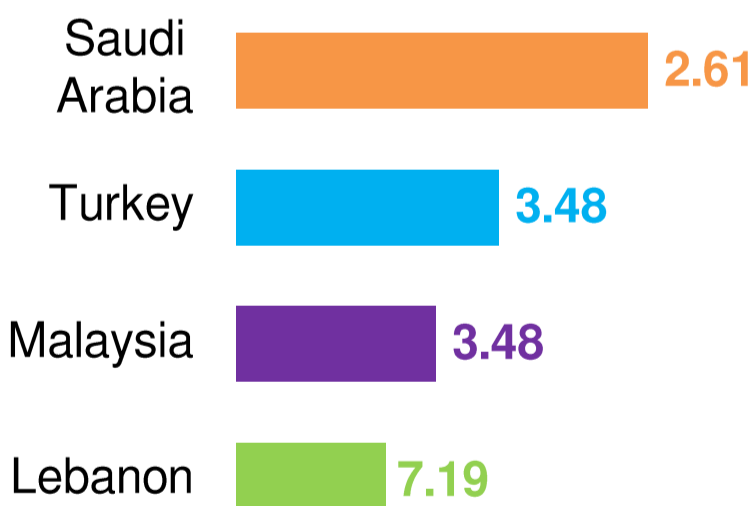
#### TOP INTRA-OIC TOURISM DESTINATIONS

(Arrivals in Millions in 2012)



#### TOP INTRA-OIC TOURISM EARNERS

(Receipts in Billion US\$ in 2012)



### HIGHEST INTERNATIONAL TOURISM RECEIPTS PER ARRIVAL IN OIC COUNTRIES

(US\$ IN 2012)

