
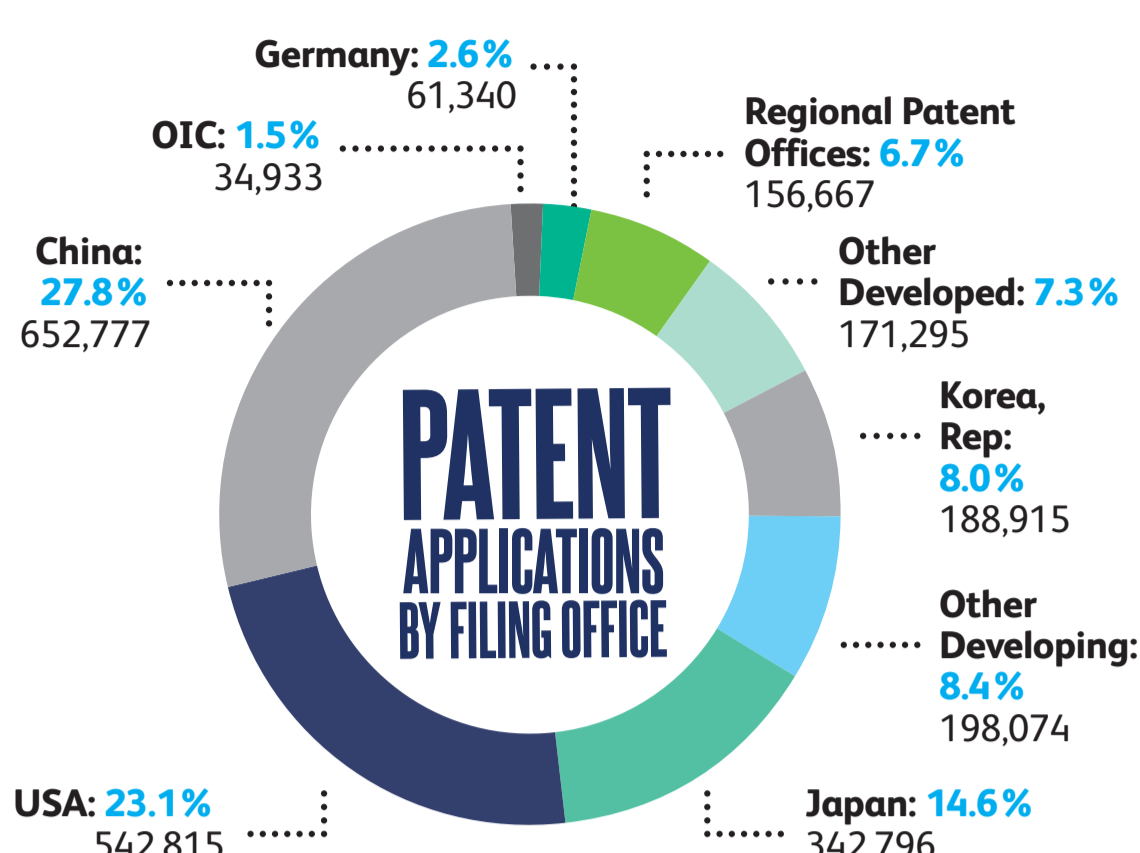


SCIENCE & TECHNOLOGY




WORLD TOTAL PATENT APPLICATIONS BY OFFICE

NUMBER OF PATENT APPLICATIONS GLOBALLY: 2000-2012
2,349,612



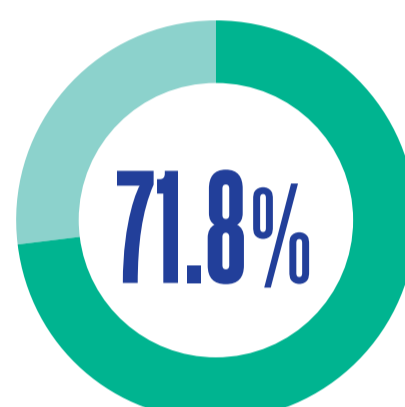
34,933
PATENT APPLICATIONS MADE IN OIC COUNTRIES



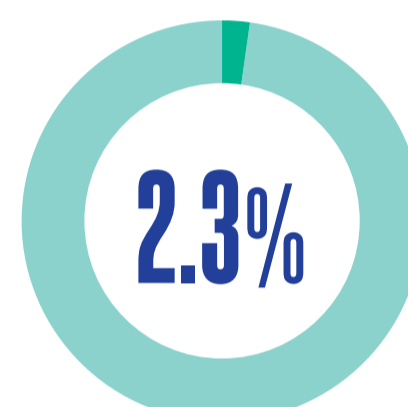
THESE 4 COUNTRIES MAKE UP 69% OF TOTAL OIC APPLICATIONS

GROSS DOMESTIC EXPENDITURE ON RESEARCH & DEVELOPMENT (GERD in PPP\$)


US\$ 1.49 TRILLION
TOTAL WORLD GROSS DOMESTIC EXPENDITURE ON RESEARCH & DEVELOPMENT 2000-2012



DEVELOPED COUNTRIES
US\$ 1.07 TRILLION



OIC REGION COUNTRIES
US\$ 33.9 BILLION



THESE 4 COUNTRIES MAKE UP AROUND
73.3%
OF THE OIC GERD TOTAL

GERD PER CAPITA BY COUNTRY GROUPS



GERD PER CAPITA IN OIC COUNTRIES



THE REMAINING 22 OIC MEMBER COUNTRIES HAD GERD PER CAPITA LEVELS LOWER THAN THE OIC AVERAGE