

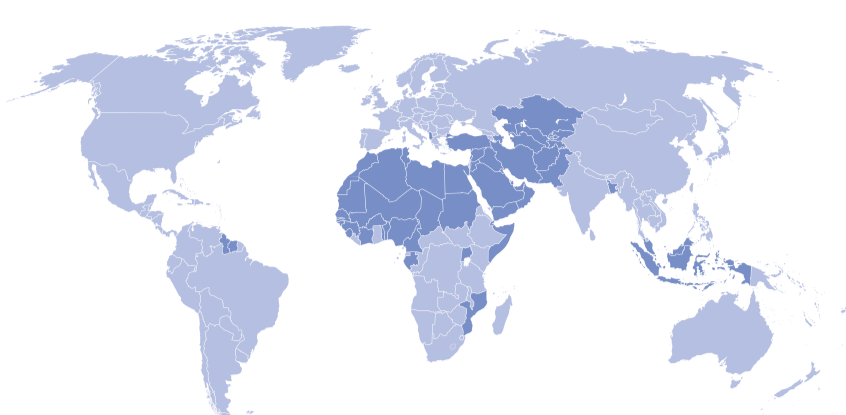
DEMOGRAPHY



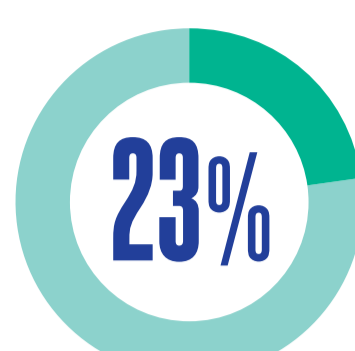
POPULATION IN 2013



WORLD POPULATION 7.16 BILLION



OIC COUNTRIES 1.65 BILLION



OF WORLD POPULATION LIVED IN OIC COUNTRIES

TOP 10 MOST POPULATED OIC COUNTRIES IN 2013



Indonesia
(250 million)



Pakistan
(182 million)



Nigeria
(174 million)



Bangladesh
(157 million)



Egypt
(82 million)



Iran
(77 million)



Turkey
(75 million)



Algeria
(39 million)



Sudan
(38 million)



Uganda
(38 million)



POPULATION OF INDONESIA WAS MORE THAN THE TOTAL POPULATION OF 37 OIC COUNTRIES

FEMALE POPULATION

AVERAGE EXPONENTIAL GROWTH RATE OF OIC POPULATION 1.86% BETWEEN 2010 AND 2015

813 MILLION IN OIC COUNTRIES

TOP 10 MOST DENSELY POPULATED OIC COUNTRIES

(MEASURED IN TERMS OF PEOPLE PER KM²)



Bahrain
(1,920)



Maldives
(1,158)



Bangladesh
(1,088)



Palestine
(718)



Lebanon
(464)



Comoros
(395)



Pakistan
(229)



Qatar
(197)




Kuwait
(189)




Nigeria
(188)


OIC POPULATION AGE COMPOSITION



YOUNG (AGE 0-24)



MIDDLE AGED (AGE 45-59)



SENIOR (AGE 60+)

53.1%

14.1%

4.3%

43% WORLD 42.7% NON-OIC DEVELOPING COUNTRIES 28.8% DEVELOPED COUNTRIES

19.3% WORLD 20.2% NON-OIC DEVELOPING COUNTRIES 26.8% DEVELOPED COUNTRIES

8% WORLD 7.2% NON-OIC DEVELOPING COUNTRIES 17.2% DEVELOPED COUNTRIES