

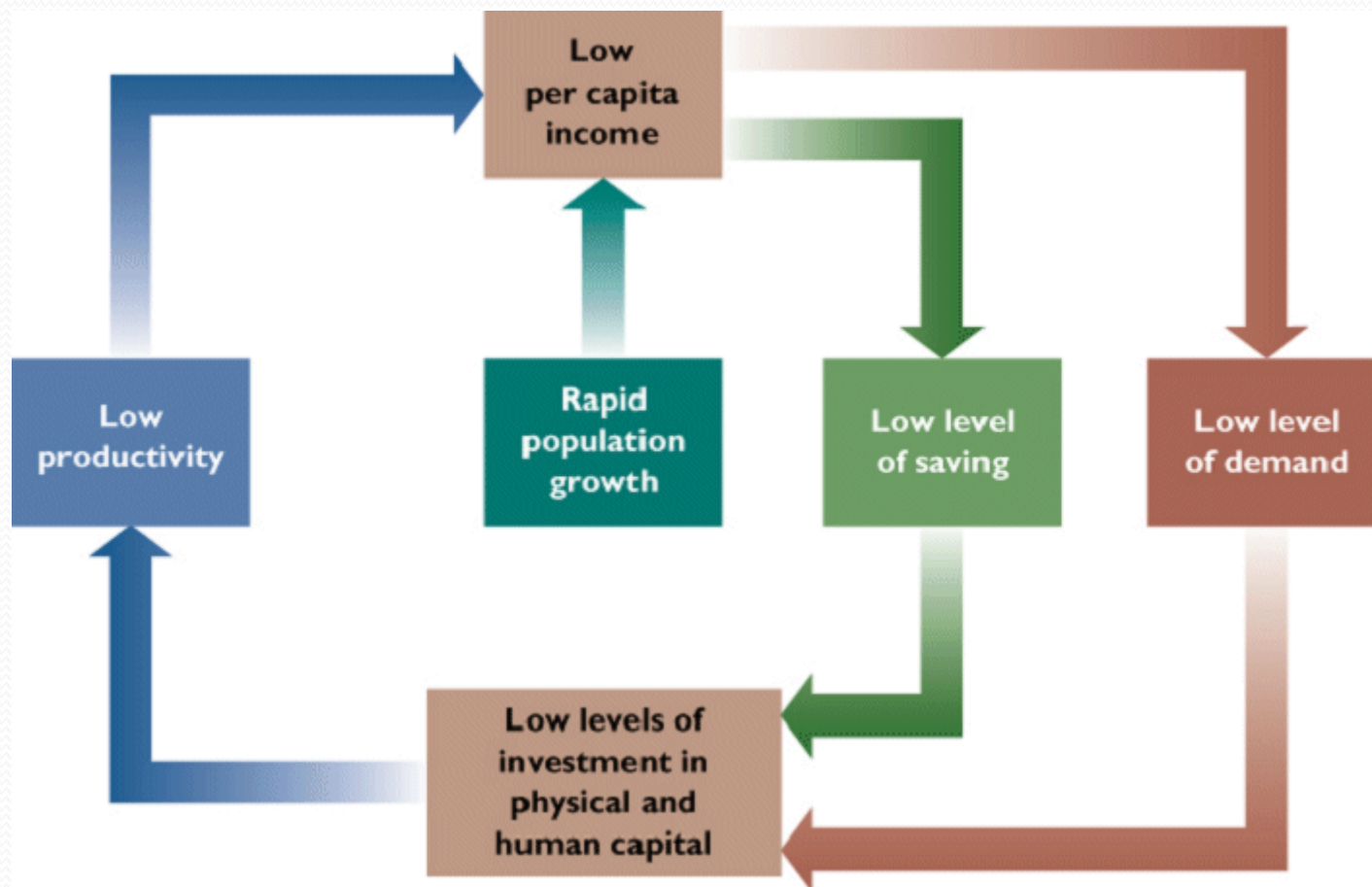
**COOPERATION AMONG  
OIC MEMBER COUNTRIES  
IN THE SOCIAL  
ASSISTANCE FIELD**

*Dr. Nevzat Fırat KUNDURACI,  
Family and Social Policies Expert  
Ministry of Family and Social Policies*

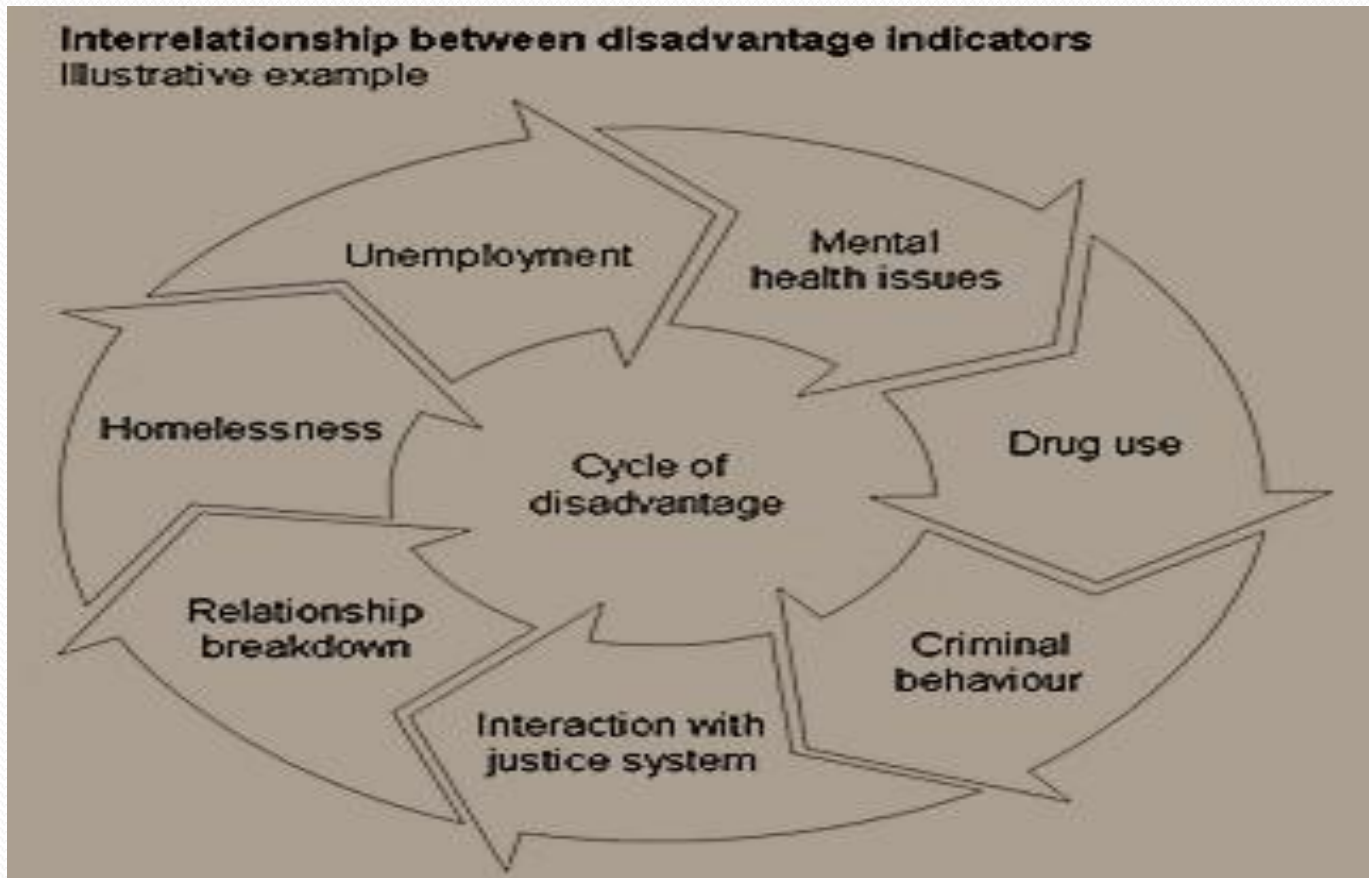
# THE AIMS OF THE PRESENTATION

- To Produce Awareness,
- Emphasize the importance of the Subject,
- To Seek and Analysis the Potential For Cooperation

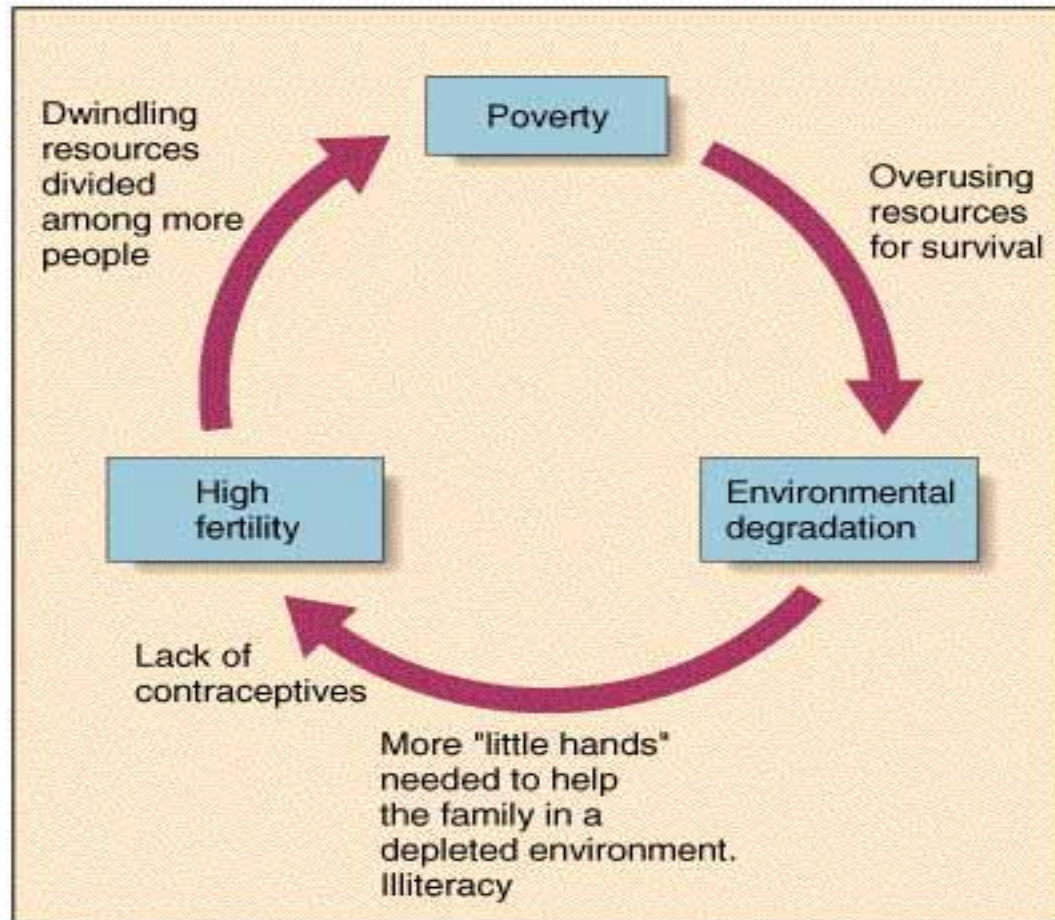
# Economic Reasons and Consequences with Poverty



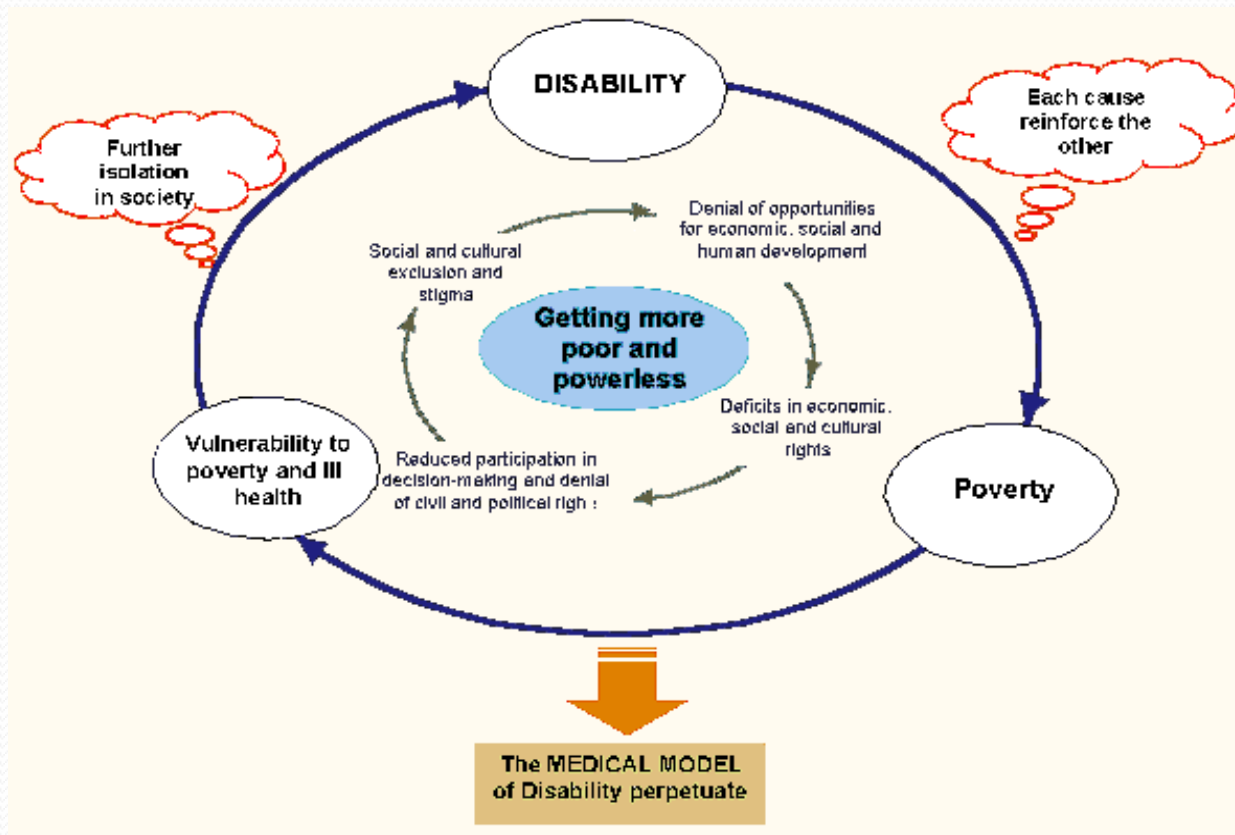
# Social Problems and Poverty



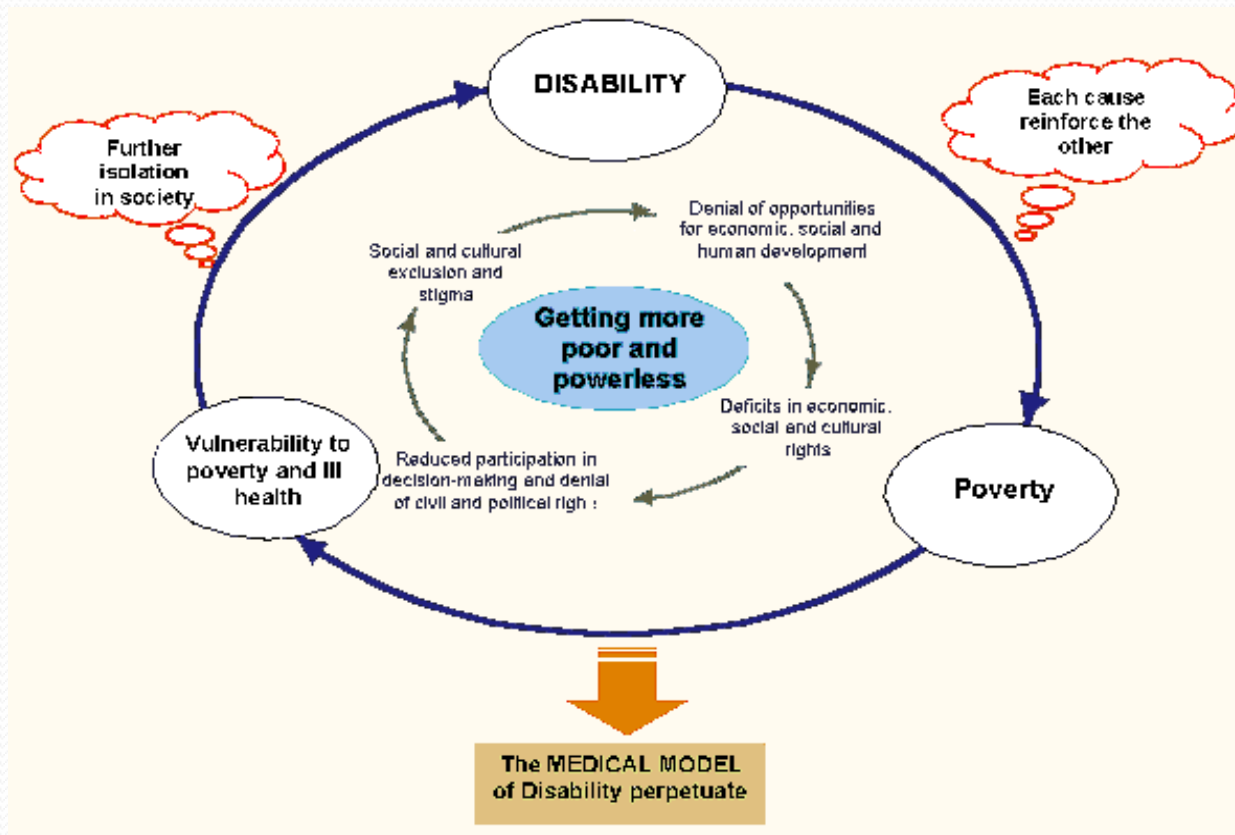
# Environment and Poverty



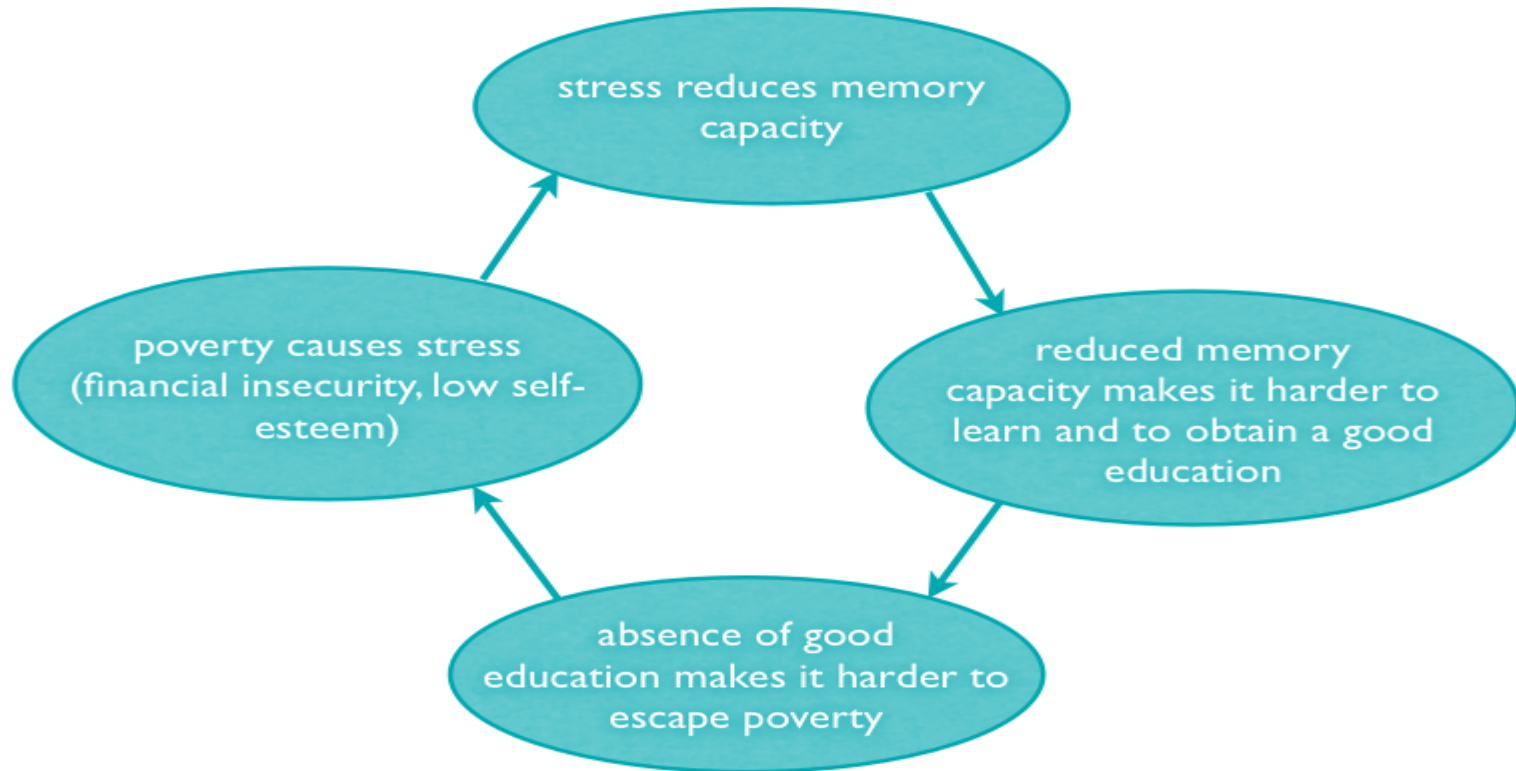
# Disability and Poverty



# Disability and Poverty



# Psychology and Poverty





# THE AIMS OF THE PRESENTATION

- To Produce Awareness,
- Emphasise the importance of the Subject,
- To Seek and Analysis the Potential For Cooperation

# Globalisation Era is Required Cooperation and Interaction

- **The value of trade** (goods and services) as a percentage of world GDP increased from 42.1 percent in 1980 to 62.1 percent in 2007.
- **Foreign direct investment** increased from 6.5 percent of world GDP in 1980 to 31.8 percent in 2006.
- **The stock of international claims** (primarily bank loans), as a percentage of world GDP, increased from roughly 10 percent in 1980 to 48 percent in 2006.
- **The number of minutes spent on cross-border telephone calls**, on a per-capita basis, increased from 7.3 in 1991 to 28.8 in 2006.
- **The number of foreign workers** has increased from 78 million people (2.4 percent of the world population) in 1965 to 191 million people (3.0 percent of the world population) in 2005.

# GLOBAL INTERACTION IN GLOBALISATION ERA

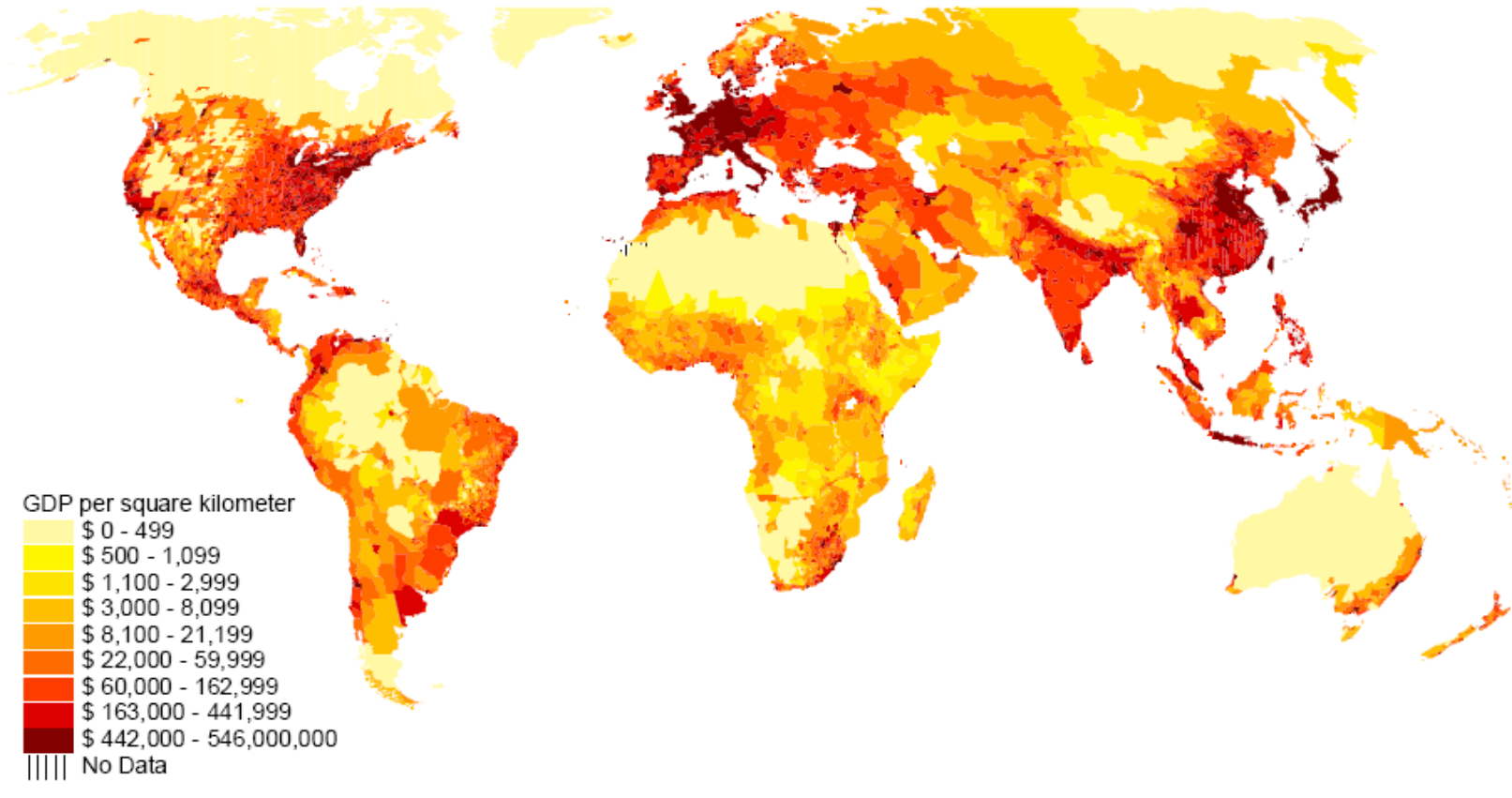


# **SOCIO-ECONOMIC SITUATION IN OIC MEMBER COUNTRIES- I**



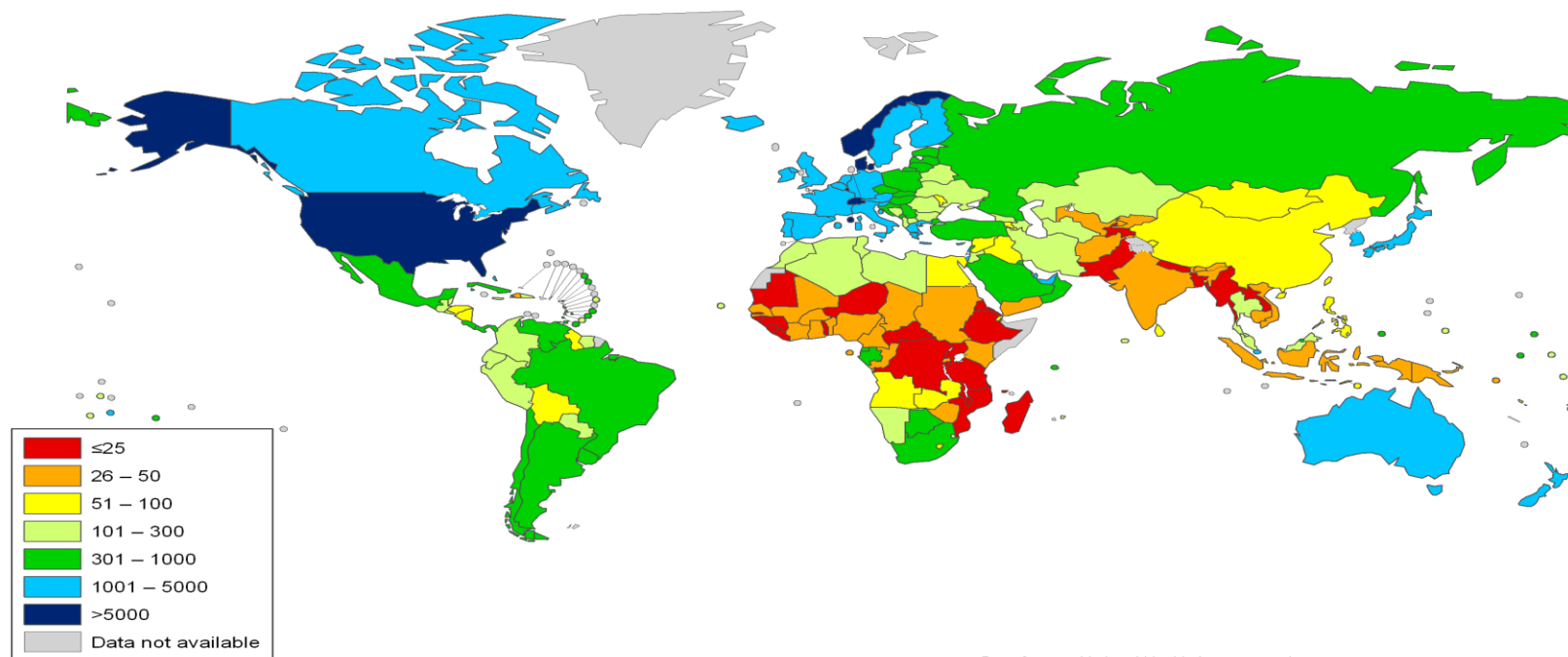
# SOCIO-ECONOMIC SITUATION IN OIC MEMBER COUNTRIES- II

## GDP Density



# SOCIO-ECONOMIC SITUATION IN OIC MEMBER COUNTRIES- III

**Total expenditure on health per capita, 2006  
(in US\$)**



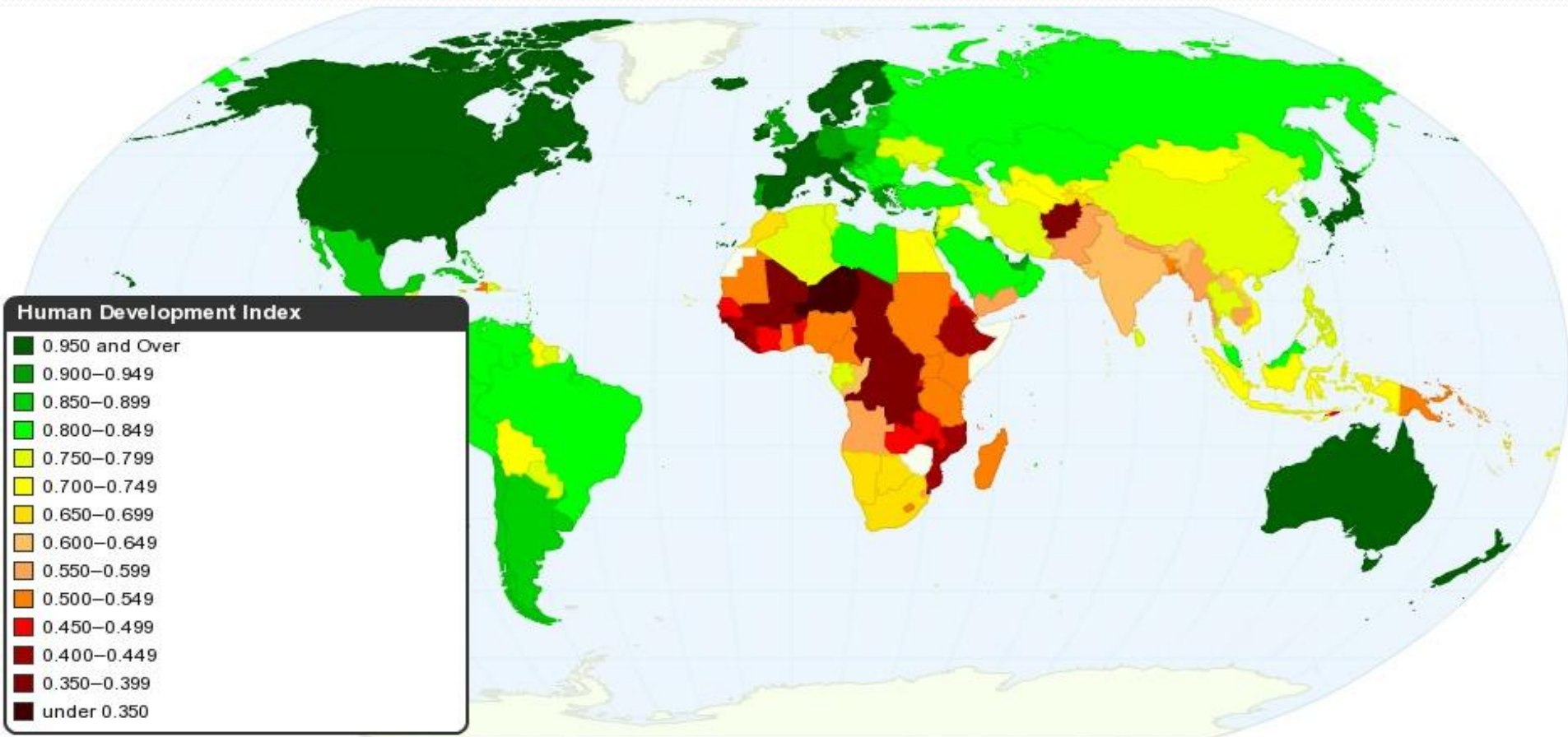
The boundaries and names shown and the designations used on this map do not imply the expression of any opinion whatsoever on the part of the World Health Organization concerning the legal status of any country, territory, city or area or of its authorities, or concerning the delimitation of its frontiers or boundaries. Dotted lines on maps represent approximate border lines for which there may not yet be full agreement.

Data Source: National Health Accounts series,  
World Health Organization  
Map Production: Public Health Information  
and Geographic Information Systems (GIS)  
World Health Organization



© WHO 2009. All rights reserved

# SOCIO-ECONOMIC SITUATION IN OIC MEMBER COUNTRIES- IV























# **SOCIO-CULTUREL DIFFERENCES BETWEEN WEST AND OIC COUNTRIES-I**

- Civilization, Religious and Geographical Factors
  - Social reactions against poverty
- Social Assistance and socio-culturel factors
  - One-parent families
  - Solidarity and Charity
  - Divorce Rates



# SOCIO-CULTUREL DIFFERENCES BETWEEN WEST AND OIC COUNTRIES-II

## (Highest Divorce Rates Countries in the World)

| Rank | Countries   | Amount ▼                      |
|------|---|-------------------------------|
| # 1  |  <a href="#">Belgium:</a>        | 59.8 divorces per 100 marriag |
| # 2  |  <a href="#">Sweden:</a>         | 53.9 divorces per 100 marriag |
| # 3  |  <a href="#">Czech Republic:</a> | 53.7 divorces per 100 marriag |
| # 4  |  <a href="#">Finland:</a>        | 53.2 divorces per 100 marriag |
| # 5  |  <a href="#">Hungary:</a>        | 49.9 divorces per 100 marriag |
| # 6  |  <a href="#">Austria:</a>        | 49.8 divorces per 100 marriag |
| # 7  |  <a href="#">Luxembourg:</a>     | 48 divorces per 100 marriag   |
| # 8  |  <a href="#">New Zealand:</a>    | 47.1 divorces per 100 marriag |
| # 9  |  <a href="#">Australia:</a>      | 46 divorces per 100 marriag   |
| # 10 |  <a href="#">Norway:</a>         | 39.7 divorces per 100 marriag |
| # 11 |  <a href="#">Netherlands:</a>    | 39.3 divorces per 100 marriag |
| # 12 |  <a href="#">Denmark:</a>        | 37.5 divorces per 100 marriag |
| # 13 |  <a href="#">Slovakia:</a>       | 35.8 divorces per 100 marriag |
| # 14 |  <a href="#">Japan:</a>          | 33.1 divorces per 100 marriag |
| # 15 |  <a href="#">Iceland:</a>       | 30.7 divorces per 100 marriag |
| # 16 |  <a href="#">Portugal:</a>     | 30 divorces per 100 marriag   |
| # 17 |  <a href="#">Switzerland:</a>  | 26.4 divorces per 100 marriag |
| # 18 |  <a href="#">Poland:</a>       | 20.3 divorces per 100 marriag |
| # 19 |  <a href="#">Greece:</a>       | 15.4 divorces per 100 marriag |
| # 20 |  <a href="#">Mexico:</a>       | 7.4 divorces per 100 marriag  |
|      | <b>Weighted average:</b>  | 38.9 divorces per 100 marriag |

# Illegitimate Birth Rates and Single Mother Families in The West

- Illegitimate birth rates in US and Europe are respectively 40 % and 37%. (US National Center For Health Statistics, 2009; Eurostat, 2010)
- 90% of all homeless came from **Single Mother Homes**.
- **50% of single mothers are below the poverty line**, their children are 6 times more likely to be in poverty than children with married parents **in the West**.

# Single Mother Families' Children

- 63% of all youth suicides,
- 70% of all teen pregnancies, (86% of American teen births are illegitimate)
- 71% of all adolescent chemical/substance abusers,
- 80% of all prison inmates, and
- 90% of all homeless and runaway children in the West

**Came From Single Mother Homes.**

# WEAKNESS OF COOPERATION AMONG OIC COUNTRIES

- OIC MEMBERS SPREAD OVER TOO WIDE GEOGRAPHIC AREA
- NOT VERY HOMOGENOUS ECONOMIC AND DEVELOPMENT LEVELS AMONG MEMBERS

# STRENGTHS OF COOPERATION AMONG OIC COUNTRIES

- LIVING IN A GLOBAL ERA
- BEING MEMBER OF THE SAME CIVILIZATION

# THREATS FOR COOPERATION AMONG OIC COUNTRIES

- HAVING DIFFERENT PRIORITIES FOR SOCIAL POLICIES
- FAILURE TO PROVIDE CONTINUITY OF COOPERATION

# OPPORTUNITIES FOR COOPERATION AMONG OIC COUNTRIES

- HAVING DIFFERENT DEVELOPMENT AND ECONOMIC LEVELS SUIT FOR COOPERATION
- USING EFFECTIVE CULTURE OF CHARITY (ALMS)

# CONCLUSION

- Poverty and social underdevelopment are the common problems for OIC countries,
- OIC countries relations and interaction levels are not satisfied,
- OIC countries have a huge potential for cooperation and it can be developed





THANK YOU